

# Instructions for Logging In to Performance Management Website

This session is *interactive!* Please do the following...

1. Open your internet browser in a new window.
2. Go to the LIHEAP Performance Management Website: <https://liheappm.acf.hhs.gov/>
3. Click on “**Click to Login Here**” in the upper right (under “Search this Site”).
4. Enter your username and your password.
5. Click “**Log in**”.

*Note:* If you do not have a username and password, you can log in now using the following credentials:

- Username: webinar
- Password: webinar

# Helpful Tip

- For this webinar, you might find it helpful to have both the GoToWebinar screen and your internet browser window open at the same time during the exercises. This way you can easily read the instructions while doing the exercise.

The image shows a split-screen view. On the left is a PowerPoint slide titled "Interactive Exercise #1: Using the Data Warehouse 'Guided Search'". It contains a numbered list of seven steps for navigating the LIHEAP Data Warehouse. On the right is a browser window displaying the LIHEAP Data Warehouse homepage. The browser address bar shows the URL [https://liheappm.acf.hhs.gov/data\\_warehouse/index.php?report=homepage](https://liheappm.acf.hhs.gov/data_warehouse/index.php?report=homepage). The website has a navigation menu with links for HOME, REPORTS TO CONGRESS, DATA WAREHOUSE, GRANTEE RESOURCES, GRANTEE FORUM, IMPORTANT LINKS, WHAT'S NEW?, and HELP. Below the navigation is a search bar and a list of menu items: Grantee Profiles, Guided Search, Advanced Data & Analytics, Reports by Data Source, and Resources and Tutorial.

**Interactive Exercise #1:  
Using the Data Warehouse "Guided Search"**

1. Open your browser in a new window and go to the Performance Management Website: <https://liheappm.acf.hhs.gov>
2. Click on "Data Warehouse" tab / "Guided Search" header / "Access the Guided Search" button
3. Under Single State Program Reports, click on "Access Reports" / "How Funds Are Used"
4. Click on "LIHEAP Recipient Households by Type of Assistance"
5. Select state in dropdown menu / Move left slider bar to 2012 / Click on "View Report"
6. Click on each of type of assistance in the legend EXCEPT for Crisis to see the Crisis Assistance trend
7. Chart icon on the upper right / Scroll down for table / "Export" button for Excel file

Slide 17 of 34

LIHEAP Reports  
Secure | [https://liheappm.acf.hhs.gov/data\\_warehouse/index.php?report=homepage](https://liheappm.acf.hhs.gov/data_warehouse/index.php?report=homepage)  
MY PROFILE • Hello webinar • LOGOUT

HOME REPORTS TO CONGRESS DATA WAREHOUSE GRANTEE RESOURCES GRANTEE FORUM IMPORTANT LINKS WHAT'S NEW? HELP

PERFORMANCE MEASURES

LIHEAP Data Warehouse LIHEAP Glossary Reports help Site feedback Report search:

The LIHEAP Data Warehouse allows users to access historic national and state-level LIHEAP data to build instant reports, tables, and charts. Users can access data through four different options: a Grantee Profiles tool to view 1-page profiles of each individual state grantee's LIHEAP Program, a Guided Search tool with step-by-step selection options, an Advanced Data and Analytics tool with the ability to build customized reports, and a Reports by Data Source tool to create standard tables and charts using specific data sources.

- ▶ Grantee Profiles
- ▶ Guided Search
- ▶ Advanced Data & Analytics
- ▶ Reports by Data Source
- ▶ Resources and Tutorial

# Accessing and Using LIHEAP Performance Management Data

LIHEAP Webinar hosted by the Office of Community Services (OCS) in the Administration for Families and Children (ACF) presented by APPRISE under contract to OCS

June 14, 2018

**Welcome:**

Holly Ravesloot (OCS Staff)

**Presenters:**

Erin Steuer (NCAT)  
David Carroll (APPRISE)



ADMINISTRATION FOR  
**CHILDREN & FAMILIES**

# Introduction & Welcome

- Welcome
  - Holly Ravesloot, OCS Staff
- Presentation Speakers
  - Erin Steuer, NCAT
  - David Carroll, APPRISE

# Overview of LIHEAP Websites

There are three federal websites grantees can use to access information on LIHEAP:

1. **The ACF LIHEAP Website**

<https://www.acf.hhs.gov/ocs/programs/liheap>

2. **The LIHEAP Clearinghouse**

<https://liheapch.acf.hhs.gov/>

3. **The LIHEAP Performance Management Website**

<https://liheappm.acf.hhs.gov/>

# Website #1: The ACF LIHEAP Website

*Purpose:* Primary website that is the source of official communications, policy guidance, and LIHEAP statistics

*Includes:*

- Laws and Regulations
- Policy and Guidance
  - Action Transmittals
  - Dear Colleague Letters
  - Information Memorandums
- Reports to Congress
- Grantee Resources
- Special Topics
- Training Resources
- Contacts

Presenter(s):  
Holly Ravesloot

# Website #2: The LIHEAP Clearinghouse

*Purpose:* Provide information and resources for the low-income energy assistance community

*Includes:*

- State-by-State Program Information
- Issue Briefs and Publications
- Examples of Grantee Practices
- Mentoring Resources for LIHEAP Grantees

## *Website #3:*

# LIHEAP Performance Management Website

*Purpose:* Special purpose website designed to focus on LIHEAP's performance management initiative

*Includes:*

- The LIHEAP Data Warehouse
- Grantee Resources
- Performance Measures
- The LIHEAP Virtual Library



# Data Release on the LIHEAP Performance Management Website

- ***New Data Release:*** OCS has published preliminary FFY 2015 and FFY 2016 state LIHEAP data. These preliminary data are now available to all grantees and the public via the LIHEAP Data Warehouse, [available here](#).
- Data Warehouse now includes state LIHEAP data from FFY 2001 to FFY 2016.

# Updates to the *LIHEAP Virtual Library*

- The Performance Management Implementation Work Group is reviewing and updating the LIHEAP Virtual Library (LVL).
- The purpose of the LVL is to provide a one-stop shop for grantees to find and download LIHEAP resources based on their unique needs.
- **Please share any resources that you recommend or any suggestions you have.**
- Link to the LVL: <https://liheappm.acf.hhs.gov/assessment/#nbb>
- If you have questions, contact Erin Steuer
  - [erins@ncat.org](mailto:erins@ncat.org) / (406)-494-8641

# Today's Webinar



ADMINISTRATION FOR  
**CHILDREN & FAMILIES**

# Instructions for Logging In to Performance Management Website

This session is *interactive!* Please do the following...

1. Open your internet browser in a new window.
2. Go to the LIHEAP Performance Management Website: <https://liheappm.acf.hhs.gov/>
3. Click on “**Click to Login Here**” in the upper right (under “Search this Site”).
4. Enter your username and your password.
5. Click “**Log in**”.

*Note:* If you do not have a username and password, you can log in now using the following credentials:

- Username: webinar
- Password: webinar

# Helpful Tip

- For this webinar, you might find it helpful to have both the GoToWebinar screen and your internet browser window open at the same time during the exercises. This way you can easily read the instructions while doing the exercise.

The image shows a split-screen view. On the left is a PowerPoint slide titled "Interactive Exercise #1: Using the Data Warehouse 'Guided Search'". It contains a numbered list of seven steps for navigating the LIHEAP Data Warehouse. On the right is a browser window displaying the LIHEAP Data Warehouse homepage. The browser address bar shows the URL [https://liheappm.acf.hhs.gov/data\\_warehouse/index.php?report=homepage](https://liheappm.acf.hhs.gov/data_warehouse/index.php?report=homepage). The website has a navigation menu with options like HOME, REPORTS TO CONGRESS, DATA WAREHOUSE, GRANTEE RESOURCES, GRANTEE FORUM, IMPORTANT LINKS, WHAT'S NEW?, and HELP. Below the navigation is a search bar and a list of menu items: Grantee Profiles, Guided Search, Advanced Data & Analytics, Reports by Data Source, and Resources and Tutorial.

**Interactive Exercise #1:  
Using the Data Warehouse "Guided Search"**

1. Open your browser in a new window and go to the Performance Management Website: <https://liheappm.acf.hhs.gov>
2. Click on "Data Warehouse" tab / "Guided Search" header / "Access the Guided Search" button
3. Under Single State Program Reports, click on "Access Reports" / "How Funds Are Used"
4. Click on "LIHEAP Recipient Households by Type of Assistance"
5. Select state in dropdown menu / Move left slider bar to 2012 / Click on "View Report"
6. Click on each of type of assistance in the legend EXCEPT for Crisis to see the Crisis Assistance trend
7. Chart icon on the upper right / Scroll down for table / "Export" button for Excel file

Slide 17 of 34

LIHEAP Reports  
Secure | [https://liheappm.acf.hhs.gov/data\\_warehouse/index.php?report=homepage](https://liheappm.acf.hhs.gov/data_warehouse/index.php?report=homepage)  
MY PROFILE • Hello webinar • LOGOUT

HOME REPORTS TO CONGRESS DATA WAREHOUSE GRANTEE RESOURCES GRANTEE FORUM IMPORTANT LINKS WHAT'S NEW? HELP

PERFORMANCE MEASURES

**LIHEAP Data Warehouse** LIHEAP Glossary Reports help Site feedback Report search:

The LIHEAP Data Warehouse allows users to access historic national and state-level LIHEAP data to build instant reports, tables, and charts. Users can access data through four different options: a Grantee Profiles tool to view 1-page profiles of each individual state grantee's LIHEAP Program, a Guided Search tool with step-by-step selection options, an Advanced Data and Analytics tool with the ability to build customized reports, and a Reports by Data Source tool to create standard tables and charts using specific data sources.

- ▶ Grantee Profiles
- ▶ Guided Search
- ▶ Advanced Data & Analytics
- ▶ Reports by Data Source
- ▶ Resources and Tutorial

# Webinar Overview

- Purpose of the Webinar is to give you information on the new Performance Management Tools that have been added to the Website.
- Performance Management Website kiosk at the 2018 NEUAC Conference

# The Basics

- There are two views of the LIHEAP Performance Management Website:
  - View for the Public
  - View for Grantees
- Long-term objective is to make all information available to the public

# Public View

- Reports to Congress
- Data Warehouse
- Grantee Resources



# Reports to Congress

- Grantee Profiles
- Reports to Congress – Tribal Funding Table

# Data Warehouse

- Grantee Profiles – Now available to FFY 2016
- Guided Search – Single State Report
- Data Warehouse Tutorial

# *Interactive Exercise #1:* Using the Data Warehouse “Guided Search”

1. Open your browser in a new window and go to the Performance Management Website: <https://liheappm.acf.hhs.gov/>
2. Click on “Data Warehouse” tab / “Guided Search” header / “Access the Guided Search” button
3. Under Single State Program Reports, click on “Access Reports” / “How Funds Are Used”
4. Click on “LIHEAP Recipient Households by Type of Assistance”
5. Select state in dropdown menu / Move left slider bar to 2012 / Click on “View Report”
6. Click on each of type of assistance in the legend EXCEPT for Crisis to see the Crisis Assistance trend
7. Chart icon on the upper right / Scroll down for table / “Export” button for Excel file

# Data Warehouse for Grantees

- Help Desk Widget
- The Guided Search “auto-populates” reports and graphs with the data from the state in your profile

# NEW – Data Warehouse Performance Measures

- Energy Burden
- Energy Burden Targeting Indexes
- Prevention and Restoration Indicators

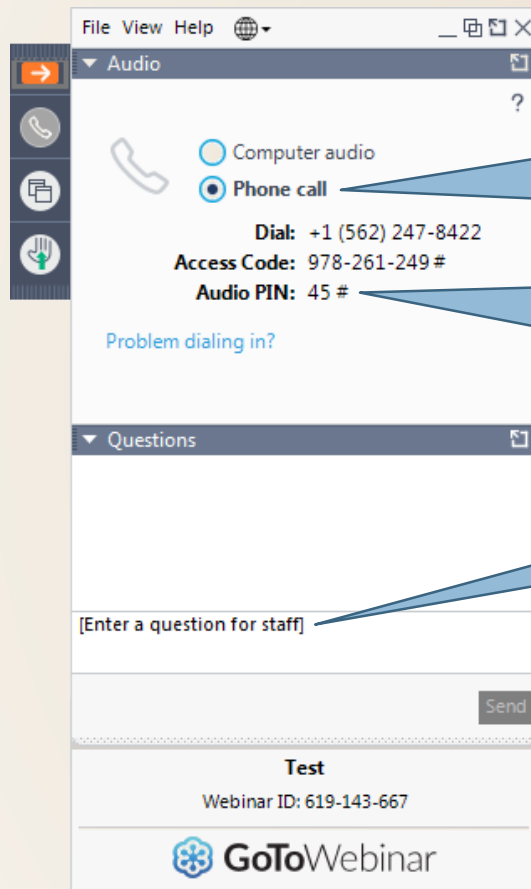
# *Interactive Exercise #2:* Using the Data Warehouse “Guided Search”

1. Open your browser in a new window and go to the Performance Management Website: <https://liheappm.acf.hhs.gov/>
2. Click on “Data Warehouse” tab / “Guided Search” header / “Access the Guided Search” button
3. Under Single State Program Reports, click on “Access Reports” / “Energy Burden”
4. Click on “Average Annual Total Energy Bill by Main Heating Fuel”
5. Select state in dropdown menu / Only FFY 2016 data is available / Click on “View Report”
6. Click on high burden households in the legend so that you can see information for all households more clearly

# Grantee Questions

Questions?

# GoToWebinar – Asking a Question



Click Here to choose how you listen to the webinar:

- Computer Audio
- Phone Call

Make sure you enter your audio pin if you would like to ask a question over the phone.

Enter text here to ask a question.

If the sidebar is minimized, it will look like this:

Click this button to expand sidebar.

Click this button to raise your hand.



If you wish to call in and ask a question, you **MUST** call in by phone rather than connect your audio through your computer



# Grantee Resources

- Resources are being updated
  - Changes in HHS Communications Guidelines
  - The PMIWG is developing new tools with help from the APPRISE team
- Training will be furnished in October once the Grantee Resources tab has been completely updated
- Some information has been consolidated in the Performance Measures tab
- The 2018 National Training materials and answer keys have been posted
  - [https://liheappm.acf.hhs.gov/national\\_training\\_2018](https://liheappm.acf.hhs.gov/national_training_2018)
- The new Communications Materials have also been posted
  - <https://liheappm.acf.hhs.gov/comm-tools>
- If you need assistance finding any information, contact Dan Bausch
  - [daniel-bausch@appriseinc.org](mailto:daniel-bausch@appriseinc.org) / (609)-252-9050

# Instructions for Accessing the 2018 National Training Materials

- Open your browser in a new window and go to the Performance Management Website:  
<https://liheappm.acf.hhs.gov/>
- Click on the “Grantee Resources” Tab
- Click on the box that says “Information for Grantees”
- Click on “Training”
- Click on “National Training – 2018”

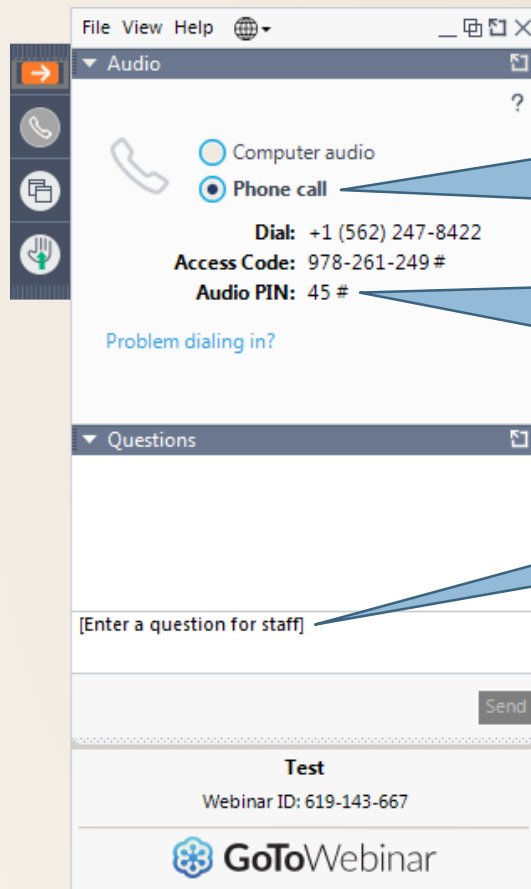
# Instructions for Accessing New Communications Materials

- Open your browser in a new window and go to the Performance Management Website:  
<https://liheappm.acf.hhs.gov/>
- Click on the “Grantee Resources” Tab
- Click “Tools for Grantees”
- Click the right-most box that says “Communication Tools”

# Grantee Questions

Questions?

# GoToWebinar – Asking a Question



Click Here to choose how you listen to the webinar:

- Computer Audio
- Phone Call

Make sure you enter your audio pin if you would like to ask a question over the phone.

Enter text here to ask a question.

If the sidebar is minimized, it will look like this:

Click this button to expand sidebar.

Click this button to raise your hand.



If you wish to call in and ask a question, you **MUST** call in by phone rather than connect your audio through your computer

# Performance Management Alert

- As of now, the public does **NOT** have access to the Performance Measures Tab.
- However, the public currently **DOES** have access to Performance Management Data in the Data Warehouse

# Performance Measures Tab

- The Performance Measures tab has several resources grantees can use, including:
  - The Grantee Profiles, which are located here as well as the Data Warehouse
  - Information on LIHEAP Performance Measures
  - Performance Management Integration Guide
  - Instructions for using the Data Warehouse
  - What-If Analysis Tools
    - Contact Dan Bausch for assistance
    - [daniel-bausch@appraiseinc.org](mailto:daniel-bausch@appraiseinc.org) / (609)-252-9050

# Information on Performance Measures

- Explanations of the four LIHEAP Performance Measures
- Performance Measures Requirements
- Performance Measures Data Collection Information and Guides
- Performance Measures Training Resources



# Performance Management Integration Guide

- State Performance Measures Executive Summary
- State Performance Measures Snapshot
- LIHEAP Performance Measures Field-by-Field Guide

# Contact Information

**For more information, please contact:**

Melissa Torgerson

[Melissa@verveassociates.net](mailto:Melissa@verveassociates.net)

503-706-2647

Kevin McGrath

[Kevin-McGrath@appraiseinc.org](mailto:Kevin-McGrath@appraiseinc.org)

609-252-2081

Dan Bausch

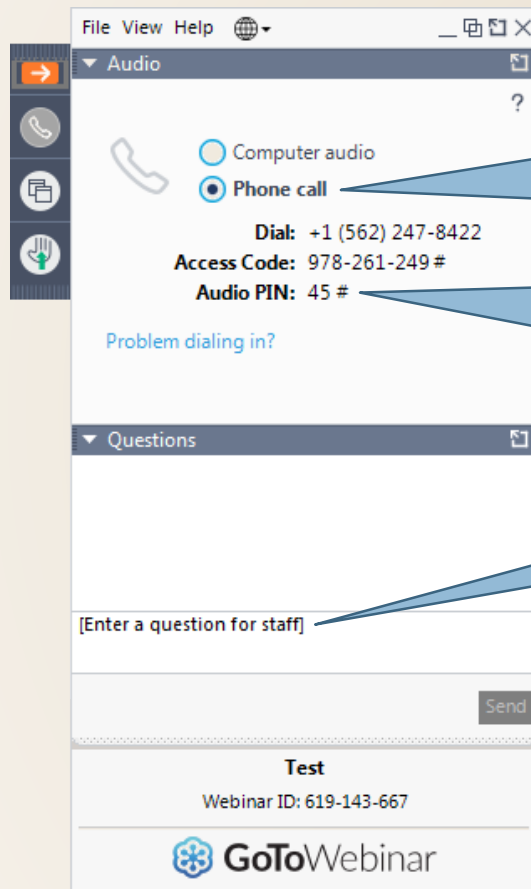
[Daniel-Bausch@appraiseinc.org](mailto:Daniel-Bausch@appraiseinc.org)

609-252-9050

# Grantee Questions

Questions?

# GoToWebinar – Asking a Question



Click Here to choose how you listen to the webinar:

- Computer Audio
- Phone Call

Make sure you enter your audio pin if you would like to ask a question over the phone.

Enter text here to ask a question.

If the sidebar is minimized, it will look like this:

Click this button to expand sidebar.

Click this button to raise your hand.



If you wish to call in and ask a question, you **MUST** call in by phone rather than connect your audio through your computer