

# North Carolina

## LIHEAP FY2023 State Profile

**Total Funding Available**  
**\$166,881,080**

**Funding Available to Tribes\***  
**\$3,211,044**

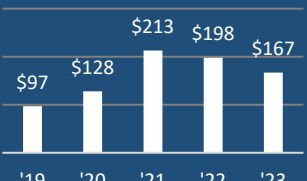
**Total Households Served**  
**201,988**

**Income Eligibility Requirements**  
**\$36,075**  
 for a 4-person household

**% of State Income-Eligible Population Served**  
**30%**

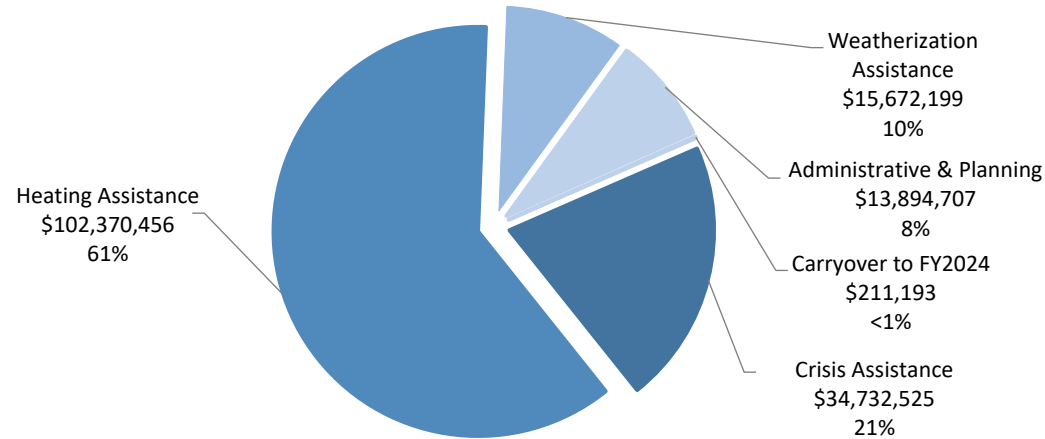
**State Income-Eligible Population**  
**663,223**

**Annual Funds, 2019-2023 (\$ millions)**

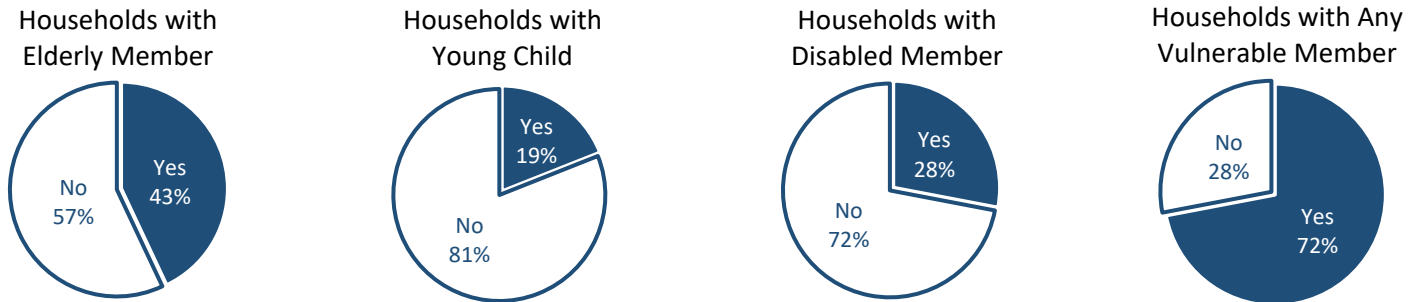


Year	Funding (\$ millions)
'19	\$97
'20	\$128
'21	\$213
'22	\$198
'23	\$167

### Uses of Funds



### Vulnerable Recipient Households



### Types of Assistance

**Heating Assistance** served 139,647 households with reported average benefits of \$773.

**Year-Round Crisis Assistance** served 89,942 households with reported average benefits of \$386.

**Weatherization Assistance** served 1,070 households. Additional households will be served in FY2024 with the FY2023 funds.

\*Funding Available to Tribes is direct funding by ACF and is not included in other Profile figures.

Data are current as of April 30, 2024.  
 For more information, see <https://liheappm.acf.hhs.gov/>