

Michigan

LIHEAP FY2023 State Profile

Total Funding Available*

\$287,098,293

Funding Available to Tribes**

\$1,454,999

Total Households Served

431,842

Income Eligibility Requirements

\$30,525

for a 4-person household

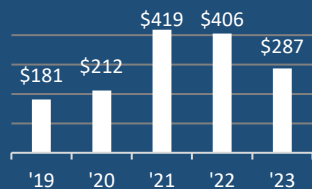
% of State Income-Eligible Population Served

90%

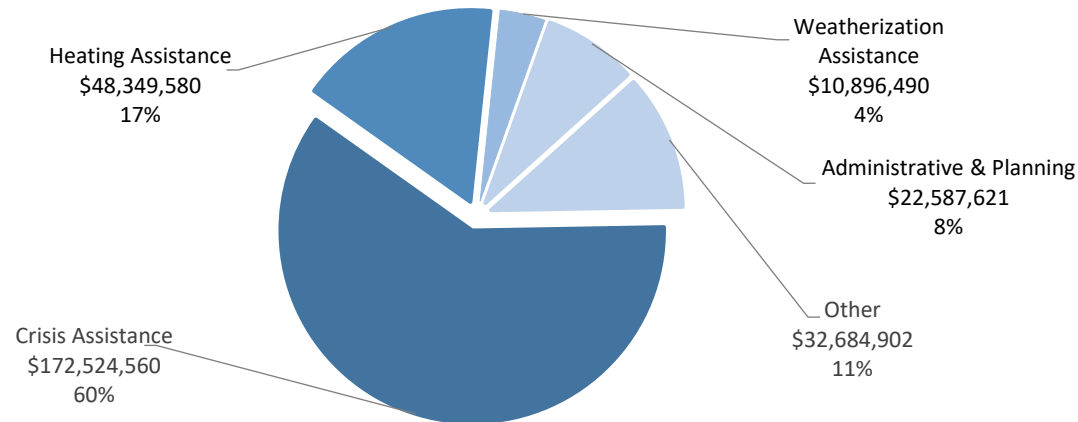
State Income-Eligible Population

481,913

Annual Funds, 2019-2023 (\$ millions)



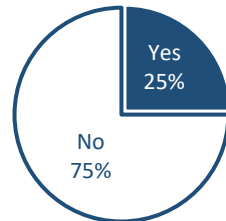
Uses of Funds



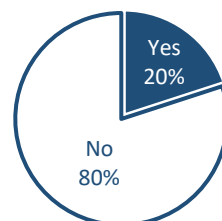
The Other category consists of:
 Carryover to FY2024 (\$27,041,024)
 Assurance 16 Activities (\$4,928,199)
 Nominal payments (\$715,679)

Vulnerable Recipient Households

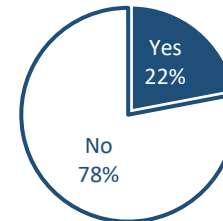
Households with Elderly Member



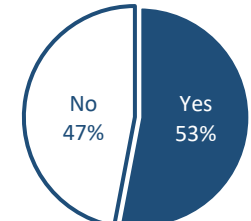
Households with Young Child



Households with Disabled Member



Households with Any Vulnerable Member



Types of Assistance

Heating Assistance served 430,777 households with reported average benefits of \$202.

Year-Round Crisis Assistance served 171,149 households with a reported average benefit of \$812 (regular LIHEAP funds) and \$38 (LIHEAP IIJA funds).

Weatherization Assistance served 1,367 households with a calculated average benefit of \$7,971.

* Total Funding Available includes \$55,140 returned to the federal government.

** Funding Available to Tribes is direct funding by ACF and is not included in other Profile figures.