

Georgia

LIHEAP FY2023 State Profile

Total Funding Available
\$159,380,444


Total Households Served
137,619

Income Eligibility Requirements
\$53,957
 for a 4-person household

% of State Income-Eligible Population Served
14%

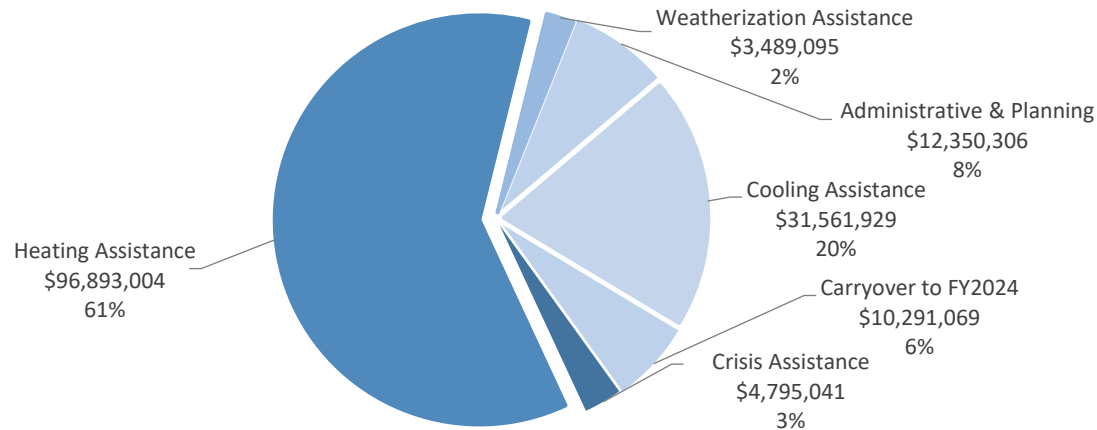
State Income-Eligible Population
989,935

Annual Funds, 2019-2023 (\$ millions)



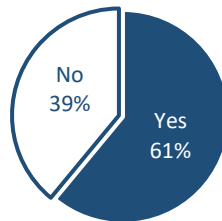
Year	Funding (\$ millions)
'19	\$80
'20	\$130
'21	\$146
'22	\$87
'23	\$159

Uses of Funds

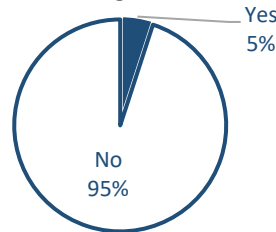


Vulnerable Recipient Households

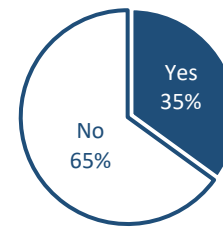
Households with Elderly Member



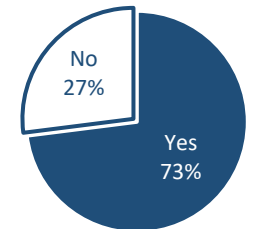
Households with Young Child



Households with Disabled Member



Households with Any Vulnerable Member



Types of Assistance

Heating Assistance served 111,620 households with reported average benefits of \$480.

Cooling Assistance served 129,663 households with reported average benefits of \$499.

Year-Round Crisis Assistance served 15,481 households with reported average benefits of \$456.

Weatherization Assistance served 647 households with a calculated average benefit of \$5,393.