

North Carolina

LIHEAP FY2021 State Profile

Total Funding Available
\$213,350,171

Funding Available to Tribes*
\$3,682,190

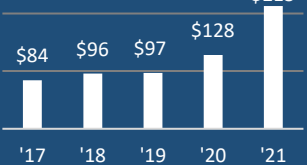
Total Households Served
175,197

Income Eligibility Requirements
\$34,060
 for a 4-person household

% of State Income-Eligible Population Served
24%

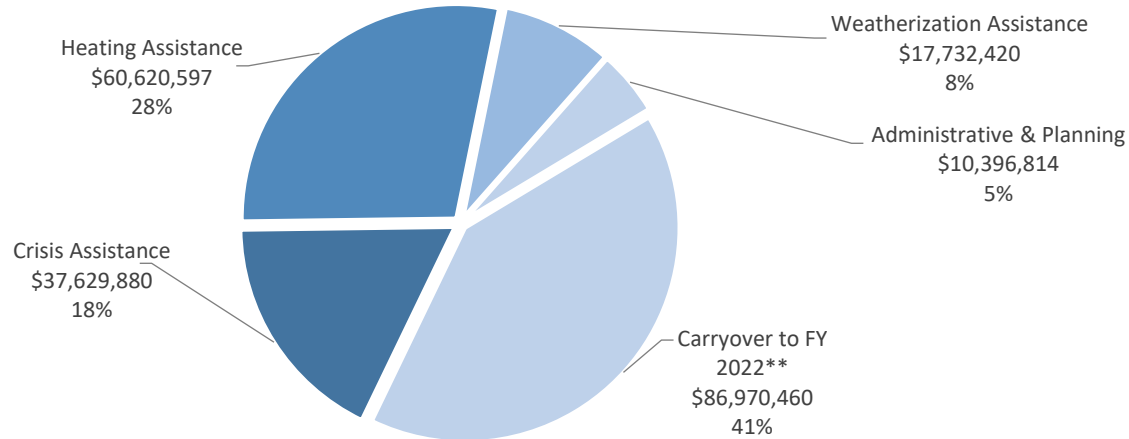
State Income-Eligible Population
742,037

Annual Funds, 2017-2021 (\$ millions)

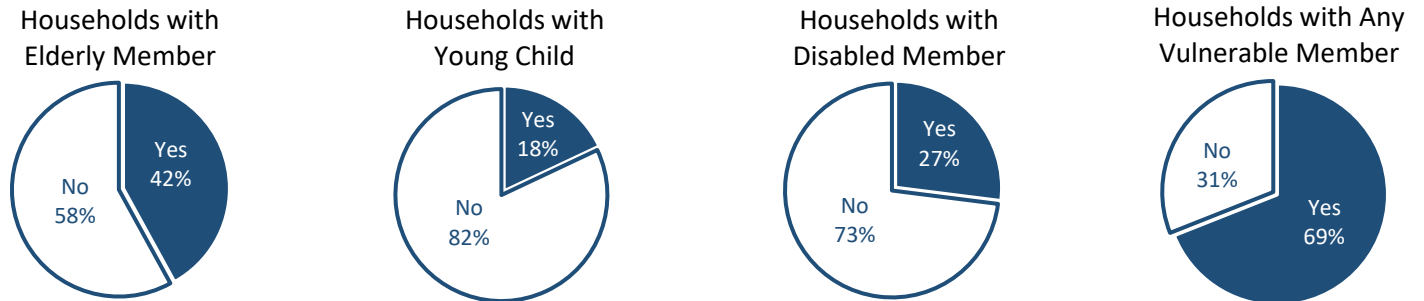


Year	Funding (\$ millions)
'17	\$84
'18	\$96
'19	\$97
'20	\$128
'21	\$213

Uses of Funds



Vulnerable Recipient Households



Types of Assistance

Heating Assistance served 125,547 households with reported average benefits of \$334 (regular LIHEAP funds) and \$545 (LIHEAP CARES funds).

Year-Round Crisis Assistance served 80,446 households with reported average benefits of \$502 (regular LIHEAP funds).

Weatherization Assistance served 1,416 households. Additional households will be served in FY 2022 with the FY 2021 funds.

*Funding Available to Tribes is direct funding by ACF and is not included in other Profile figures.

**Includes supplemental ARPA funds, of which 100% were allowed to be carried over to FY 2022.

Data are current as of August 19, 2022

For more information, see <https://liheappm.acf.hhs.gov/>.