

Wisconsin

LIHEAP FY2020 State Profile

Total Funding Available
\$118,994,028

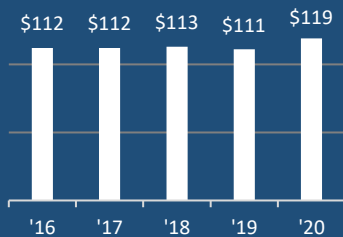
Total Households Served
207,024

Income Eligibility Requirements
\$55,141
 for a 4-person household

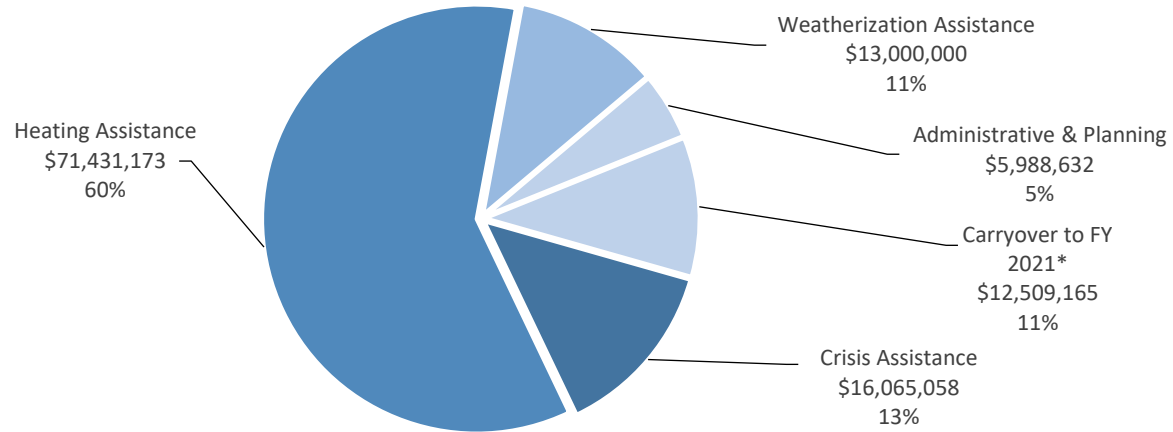
% of State Income-Eligible Population Served
32%

State Income-Eligible Population
649,508

Annual Funds, 2016-2020
 (\$ millions)

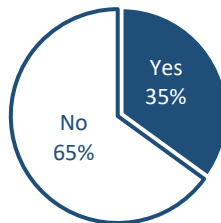


Uses of Funds

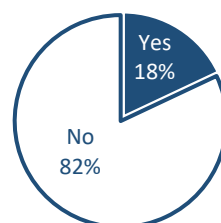


Vulnerable Recipient Households

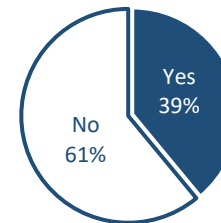
Households with Elderly Member



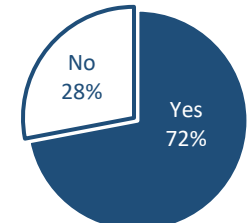
Households with Young Child



Households with Disabled Member



Households with Any Vulnerable Member



Types of Assistance

Heating Assistance served 205,275 households with a reported average benefit of \$349.

Year-Round Crisis Assistance served 28,275 households with a reported average benefit of \$313.

Weatherization Assistance served 1,392 households with a calculated average benefit of \$9,339.

*Includes supplemental CARES funds, of which 100% were allowed to be carried over to FY 2021.