

West Virginia

LIHEAP FY2020 State Profile

Total Funding Available

\$41,047,685

Total Households Served*

49,272

Income Eligibility Requirements

\$43,474

for a 4-person household

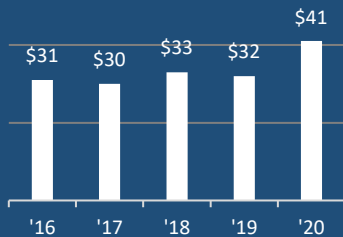
% of State Income-Eligible Population Served

21%

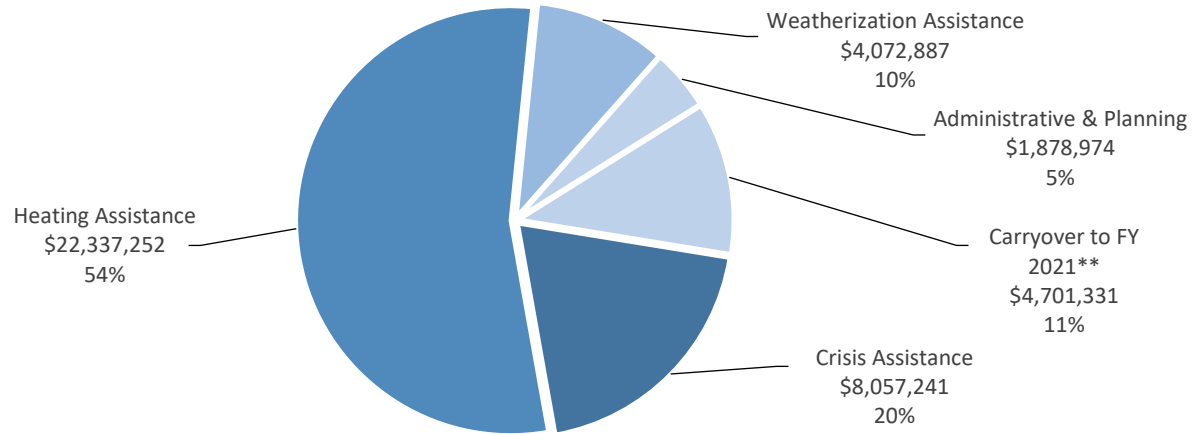
State Income-Eligible Population

231,678

Annual Funds, 2016-2020
(\$ millions)

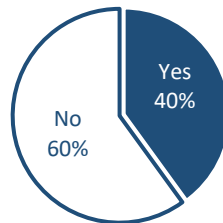


Uses of Funds

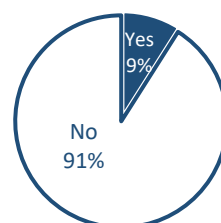


Vulnerable Recipient Households

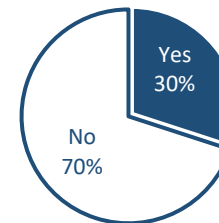
Households with Elderly Member



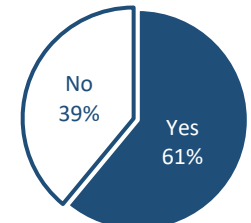
Households with Young Child



Households with Disabled Member



Households with Any Vulnerable Member



Types of Assistance

Heating Assistance served 49,272 households. The reported average benefits were \$309 for benefits paid with regular LIHEAP funds and \$309 for benefits paid with supplemental CARES funds.

Winter Crisis Assistance served 47,231 households with a reported average benefit of \$100 (regular LIHEAP funds).

Weatherization Assistance served 611 households with a calculated average benefit of \$6,666 (regular LIHEAP funds).

*This amount is WV's "Best Estimate" and not a true unduplicated count as some of the counts were not captured.

**Includes supplemental CARES funds, of which 100% were allowed to be carried over to FY 2021.

Data are current as of August 11th, 2021
For more information, see <https://liheappm.acf.hhs.gov/>.