

Washington

LIHEAP FY2020 State Profile

Total Funding Available
\$82,370,152

Funding Available to Tribes*
\$3,100,545

Total Households Served
77,664

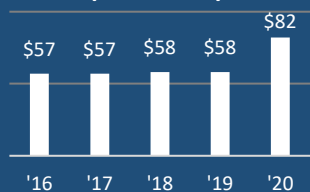
Income Eligibility Requirements
\$32,188

for a 4-person household

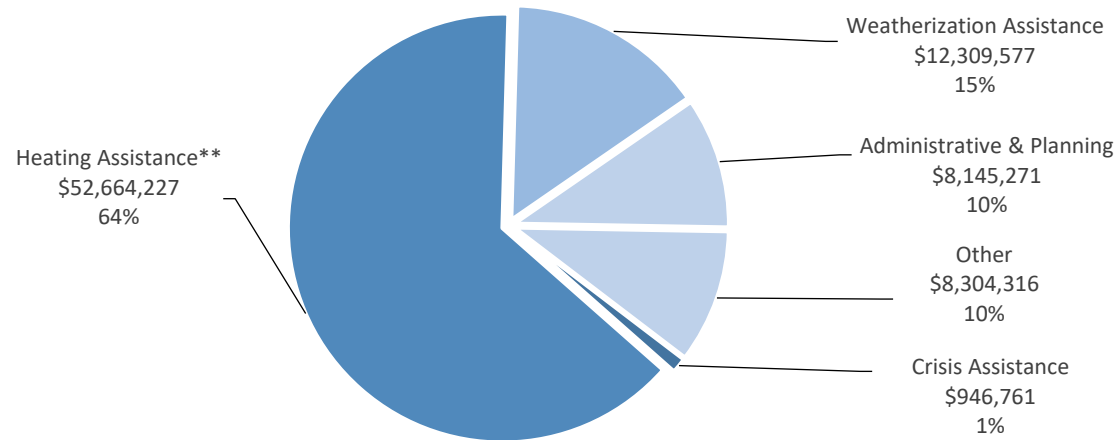
% of State Income-Eligible Population Served
23%

State Income-Eligible Population
340,243

Annual Funds, 2016-2020
(\$ millions)



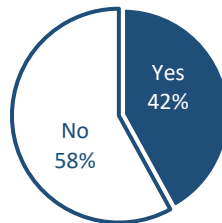
Uses of Funds



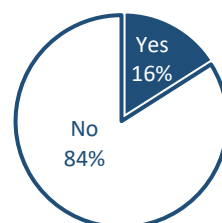
The Other category consists of:
Nominal Payments (\$5,075,452)
Assurance 16 Activities (\$3,126,201)
Carryover to FY 2021 (\$102,663)

Vulnerable Recipient Households

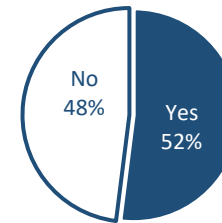
Households with Elderly Member



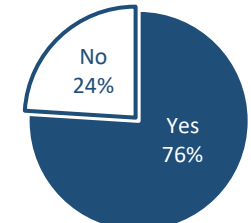
Households with Young Child



Households with Disabled Member



Households with Any Vulnerable Member



Types of Assistance

Heating Assistance served 77,560 households. The reported average benefits were \$438 for benefits paid with regular LIHEAP funds and \$481 for benefits paid with supplemental CARES funds.

Weatherization Assistance served 1,384 households with a calculated average benefit of \$8,894 (regular LIHEAP funds).

*Funding Available to Tribes is direct funding by ACF and is not included in other Profile figures.

**Washington provides Winter Crisis Assistance to households as an expedited (fast-track emergency program) heating benefit. These crisis assistance benefits are provided to households using LIHEAP funds obligated to Heating Assistance.