

# Virginia

## LIHEAP FY2020 State Profile

Total Funding Available  
**\$127,344,063**

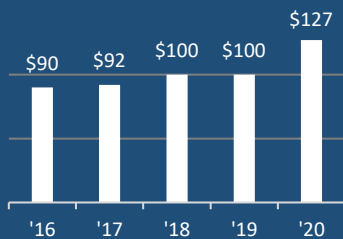
Total Households Served  
**122,558**

Income Eligibility Requirements  
**\$33,475**  
 for a 4-person household

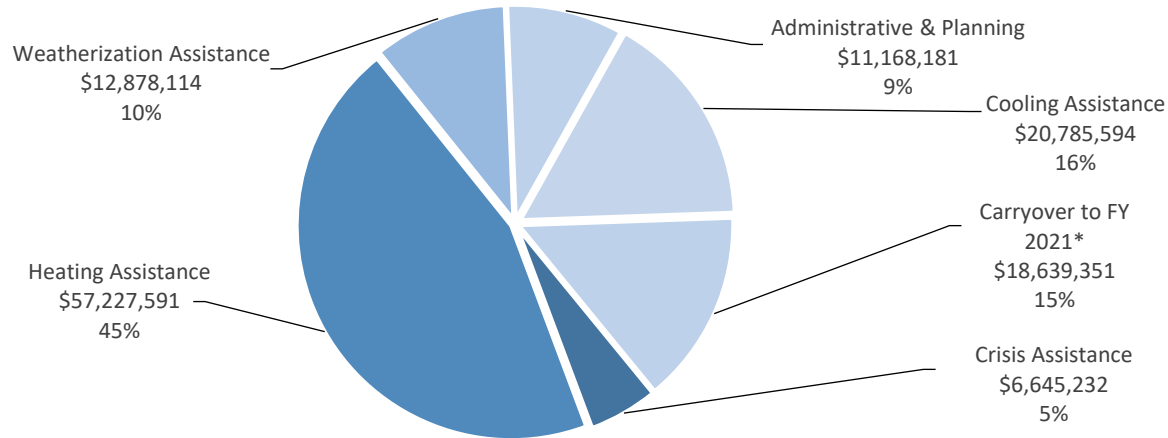
% of State Income-Eligible Population Served  
**29%**

State Income-Eligible Population  
**419,439**

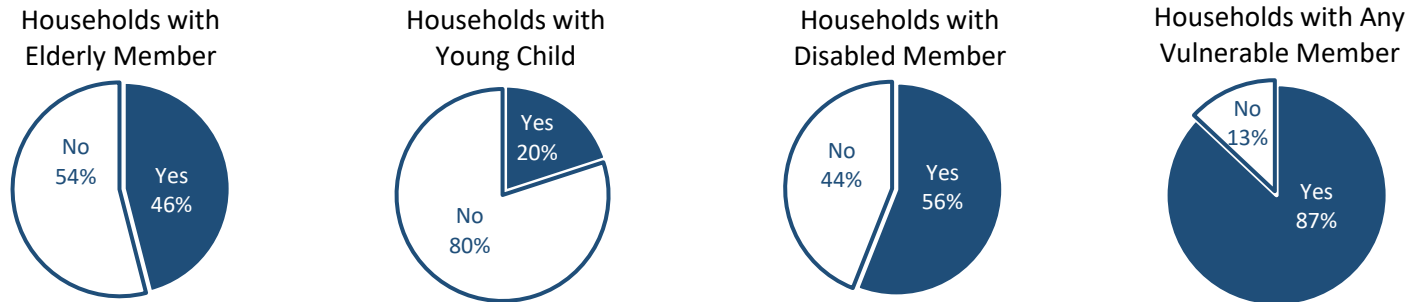
Annual Funds, 2016-2020  
 (\$ millions)



### Uses of Funds



### Vulnerable Recipient Households



### Types of Assistance

**Heating Assistance** served 100,647 households. The reported average benefits were \$456 for benefits paid with regular LIHEAP funds and \$100 for benefits paid with supplemental CARES funds.

**Cooling Assistance** served 66,170 households with a reported average benefit of \$314 (regular LIHEAP funds).

**Winter Crisis Assistance** served 15,140 households with a reported average benefit of \$337 (regular LIHEAP funds).

\*Includes supplemental CARES funds, of which 100% were allowed to be carried over to FY 2021.

Data are current as of August 11<sup>th</sup>, 2021  
 For more information, see <https://liheappm.acf.hhs.gov/>.