

Vermont

LIHEAP FY2020 State Profile

Total Funding Available

\$27,449,891

Total Households Served

27,520

Income Eligibility Requirements

\$47,638

for a 4-person household

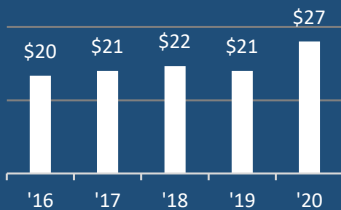
% of State Income-Eligible Population Served

45%

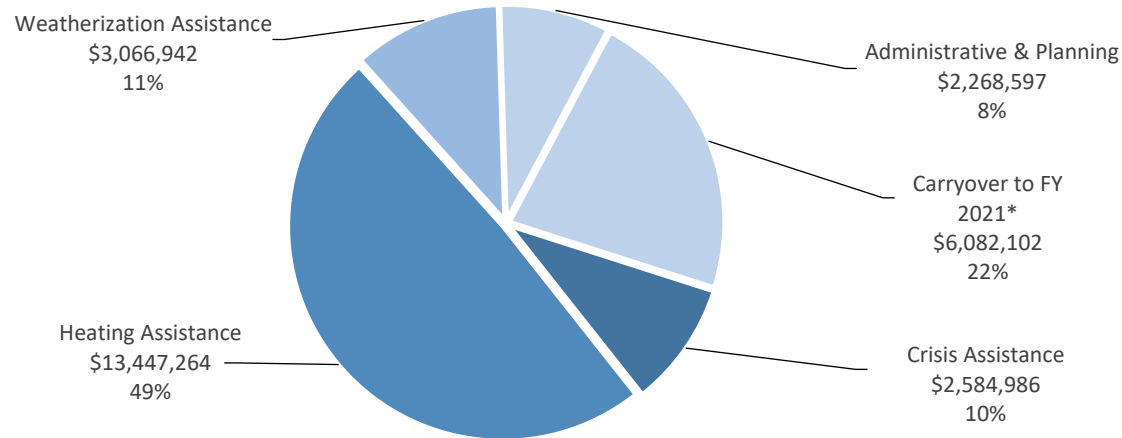
State Income-Eligible Population

60,931

Annual Funds, 2016-2020
(\$ millions)

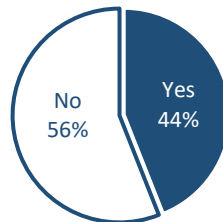


Uses of Funds

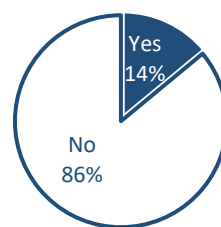


Vulnerable Recipient Households

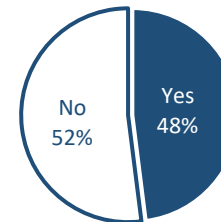
Households with Elderly Member



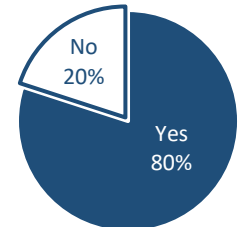
Households with Young Child



Households with Disabled Member



Households with Any Vulnerable Member



Types of Assistance

Heating Assistance served 26,380 households with a reported average benefit of \$510.

Winter Crisis Assistance served 3,420 households with a reported average benefit of \$408.

Weatherization Assistance served 283 households with a calculated average benefit of \$10,837.

*Includes supplemental CARES funds, of which 100% were allowed to be carried over to FY 2021.

Data are current as of August 11th, 2021
For more information, see <https://liheappm.acf.hhs.gov/>.