

Texas

LIHEAP FY2020 State Profile

Total Funding Available
\$257,137,420

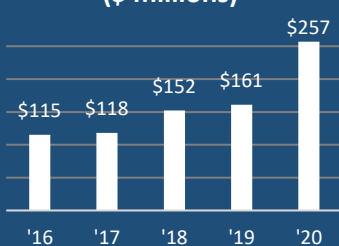
Total Households Served
142,609

Income Eligibility Requirements
\$38,625
 for a 4-person household

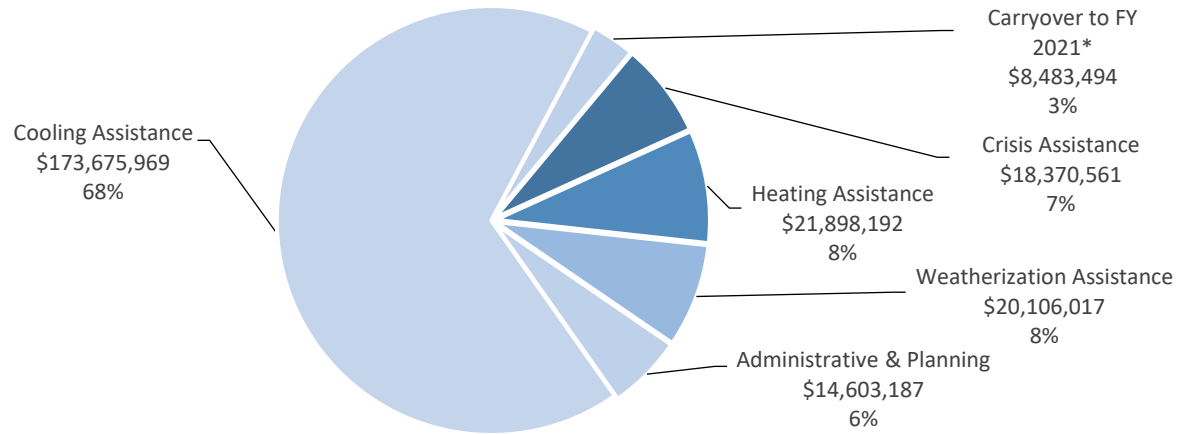
% of State Income-Eligible Population Served
7%

State Income-Eligible Population
2,092,327

Annual Funds, 2016-2020 (\$ millions)

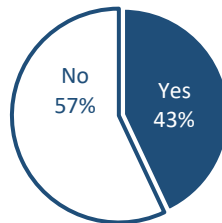


Uses of Funds

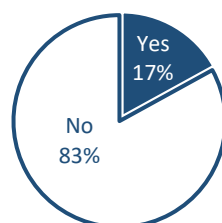


Vulnerable Recipient Households

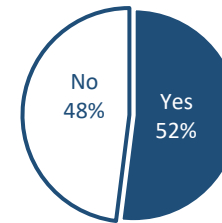
Households with Elderly Member



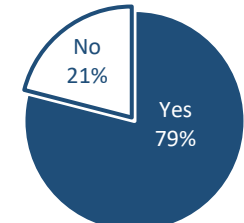
Households with Young Child



Households with Disabled Member



Households with Any Vulnerable Member



Types of Assistance

Cooling Assistance served 83,664 households. The reported average benefits were \$1,099 for benefits paid with regular LIHEAP funds and \$1,145 for benefits paid with supplemental CARES funds.

Heating Assistance served 101,619 households with a reported average benefit of \$215 (regular LIHEAP funds).

Year-Round Assistance served 10,667 households with reported average benefits of \$1,348 (regular LIHEAP funds) and \$4,855 (CARES funds).

Weatherization Assistance served 1,892 households with calculated average benefits of \$10,627 (regular LIHEAP funds).

*Includes supplemental CARES funds, of which 100% were allowed to be carried over to FY 2021.

Data are current as of August 11th, 2021
 For more information, see <https://liheappm.acf.hhs.gov/>.