

# Tennessee

## LIHEAP FY2020 State Profile

Total Funding Available  
**\$90,522,724**

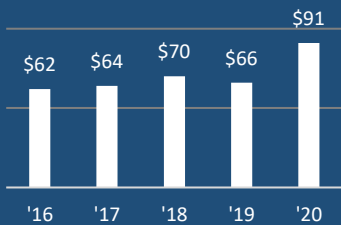
Total Households Served  
**110,696**

Income Eligibility Requirements  
**\$38,625**  
 for a 4-person household

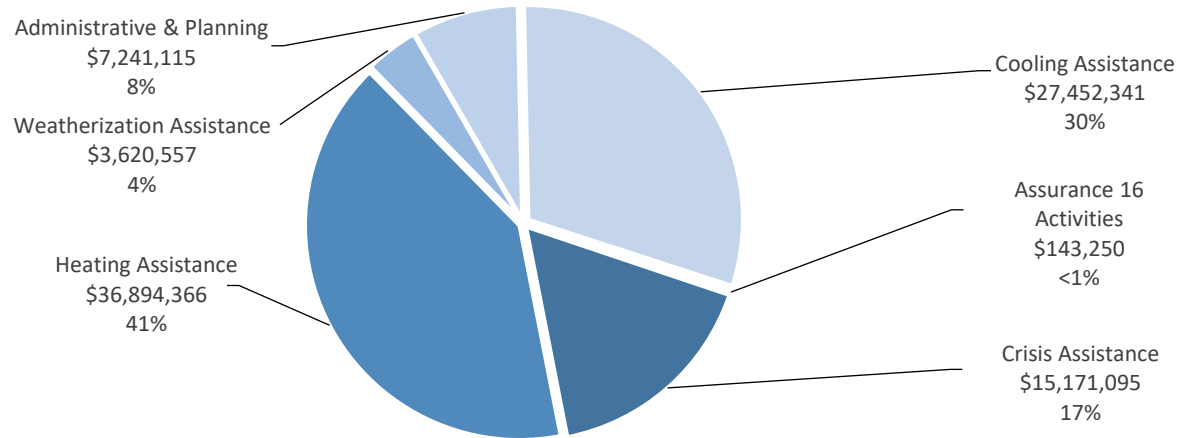
% of State Income-Eligible Population Served  
**18%**

State Income-Eligible Population  
**604,980**

Annual Funds, 2016-2020  
 (\$ millions)

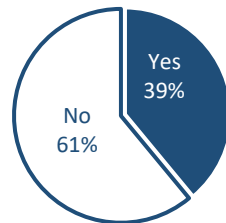


### Uses of Funds

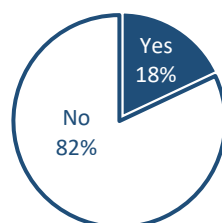


### Vulnerable Recipient Households

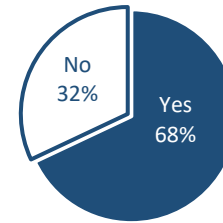
Households with Elderly Member



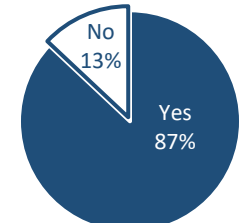
Households with Young Child



Households with Disabled Member



Households with Any Vulnerable Member



### Types of Assistance

**Heating Assistance** served 59,901 households with a reported average benefit of \$450 (regular LIHEAP funds).

**Cooling Assistance** served 75,202 households. The reported average benefits were \$494 for benefits paid with regular LIHEAP funds and \$323 for benefits paid with supplemental CARES funds.

**Year-Round Crisis Assistance** served 51,174 households with reported average benefits of \$529 (regular LIHEAP funds) and \$323 (CARES funds).