

# South Dakota

## LIHEAP FY2020 State Profile

**Total Funding Available**  
**\$25,607,522**

**Funding Available to Tribes\***  
**\$4,093,655**

**Total Households Served**  
**21,081**

**Income Eligibility Requirements**  
**\$45,063**  
 for a 4-person household

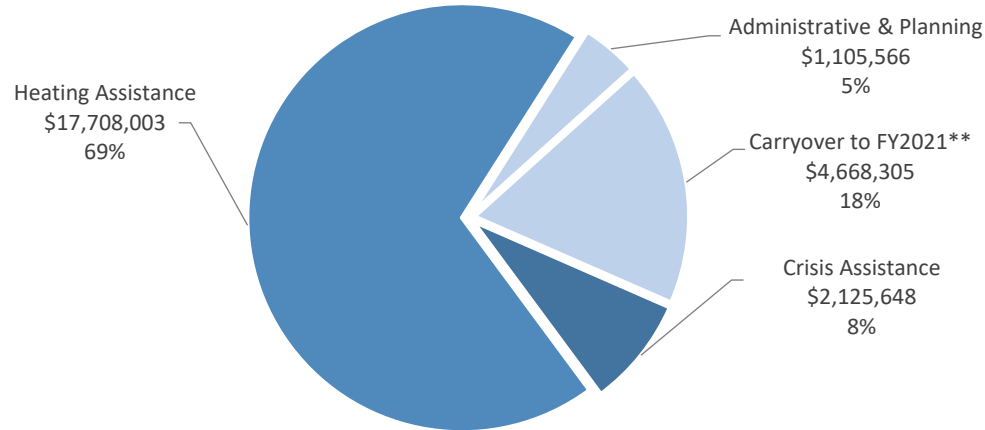
**% of State Income-Eligible Population Served**  
**27%**

**State Income-Eligible Population**  
**77,369**

**Annual Funds, 2016-2020 (\$ millions)**

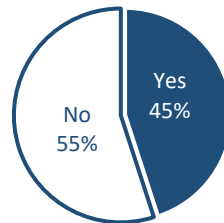
Year	Funding (\$ millions)
'16	\$17
'17	\$19
'18	\$20
'19	\$20
'20	\$26

### Uses of Funds

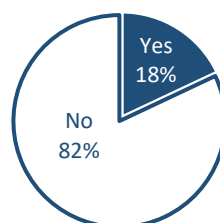


### Vulnerable Recipient Households

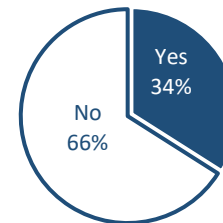
Households with Elderly Member



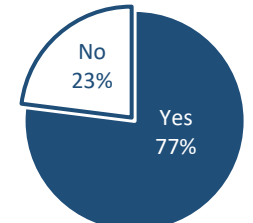
Households with Young Child



Households with Disabled Member



Households with Any Vulnerable Member



### Types of Assistance

**Heating Assistance** served 21,077 households with a reported average benefit of \$840.

**Year-Round Crisis Assistance** served 2,246 households with a reported average benefit of \$546.

\*Funding Available to Tribes is direct funding by ACF and is not included in other Profile figures.

\*\*Includes supplemental CARES funds, of which 100% were allowed to be carried over to FY 2021

Data are current as of August 11, 2021  
 For more information, see <https://liheappm.acf.hhs.gov/>.