

# Oklahoma

## LIHEAP FY2020 State Profile

Total Funding Available  
**\$54,879,308**

Funding Available to Tribes\*  
**\$7,616,824**

Total Households Served  
**109,547**

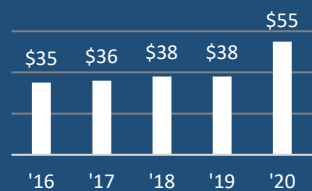
Income Eligibility Requirements  
**\$33,475**

for a 4-person household

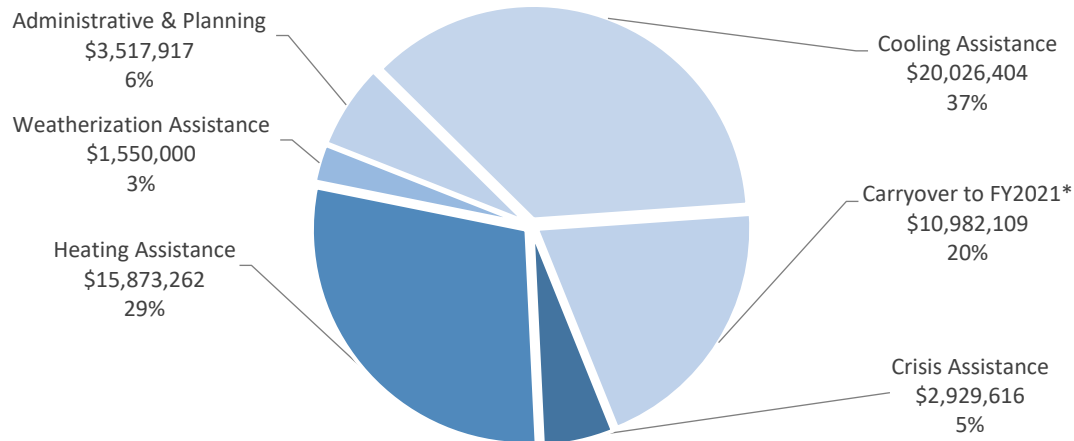
% of State Income-Eligible Population Served  
**37%**

State Income-Eligible Population  
**295,149**

Annual Funds, 2016-2020  
 (\$ millions)

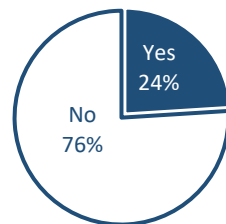


### Uses of Funds

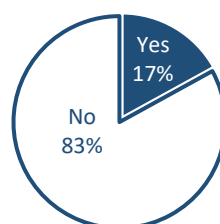


### Vulnerable Recipient Households

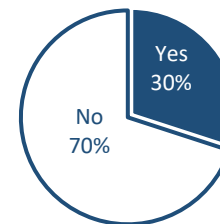
Households with Elderly Member



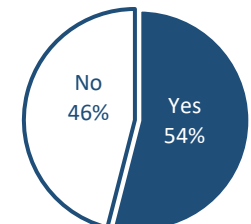
Households with Young Child



Households with Disabled Member



Households with Any Vulnerable Member



### Types of Assistance

**Heating Assistance** served 64,031 households with a reported average benefit of \$248.

**Cooling Assistance** served 66,011 households with a reported average benefit of \$303.

**Year-Round Crisis Assistance** served 5,905 households with a reported average benefit of \$496.

\*Funding Available to Tribes is direct funding by ACF and is not included in other Profile figures.

\*\*Includes supplemental CARES funds, of which 100% were allowed to be carried over to FY 2021

Data are current as of August 11, 2021

For more information, see <https://liheappm.acf.hhs.gov/>.