

# North Carolina

## LIHEAP FY2020 State Profile

**Total Funding Available**  
**\$128,494,906**

**Funding Available to Tribes\***  
**\$2,472,574**

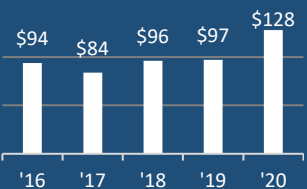
**Total Households Served**  
**162,264**

**Income Eligibility Requirements**  
**\$33,475**  
 for a 4-person household

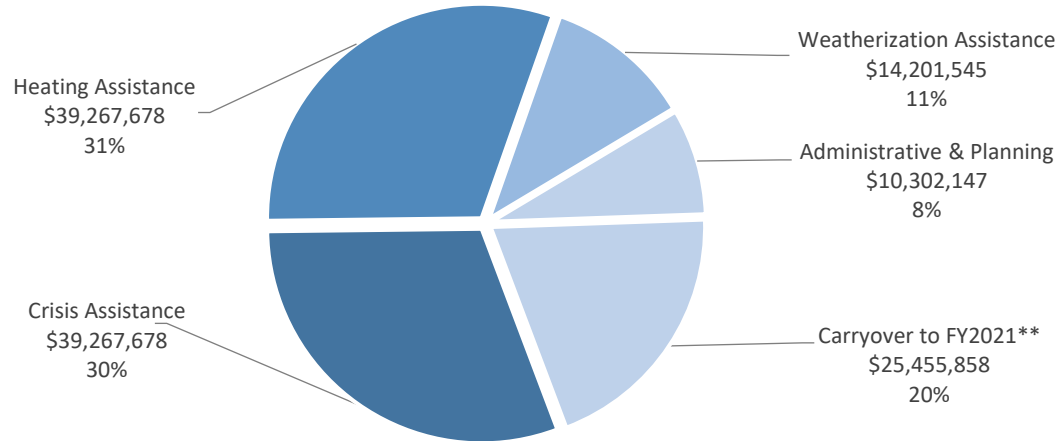
**% of State Income-Eligible Population Served**  
**22%**

**State Income-Eligible Population**  
**749,034**

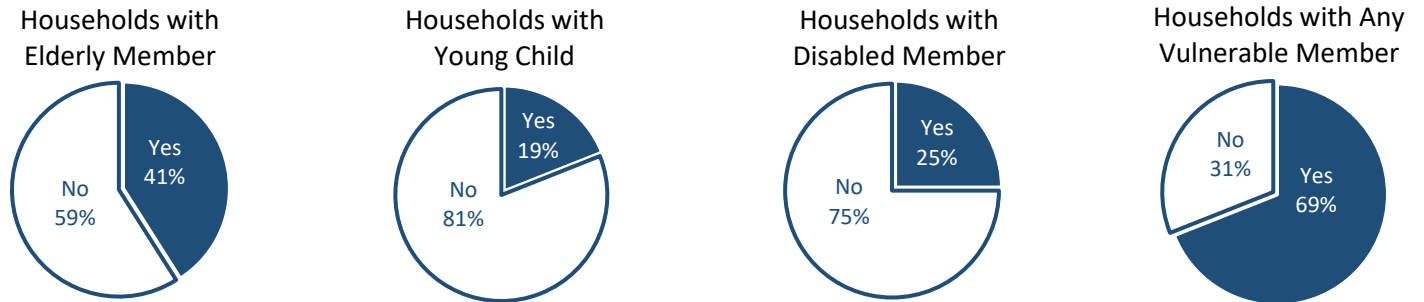
**Annual Funds, 2016-2020 (\$ millions)**



### Uses of Funds



### Vulnerable Recipient Households



### Types of Assistance

**Heating Assistance** served 109,504 households with a reported average benefit of \$368.  
**Year-Round Crisis Assistance** served 88,485 households with a reported average benefit of \$363.  
**Weatherization Assistance** served 1,374 households with a calculated average benefit of \$10,336.

\*Funding Available to Tribes is direct funding by ACF and is not included in other Profile figures.  
 \*\*Includes supplemental CARES funds, of which 100% were allowed to be carried over to FY 2021

Data are current as of August 11, 2021  
 For more information, see <https://liheappm.acf.hhs.gov/>.