

# South Carolina

## LIHEAP FY2019 State Profile

Total Funding Available

**\$49,313,371**

Total Households Served

**44,771**

Income Eligibility Requirements

**\$37,650**

for a 4-person household

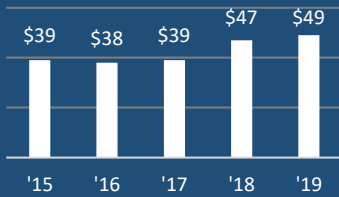
% of State Income-Eligible Population Served

**10%**

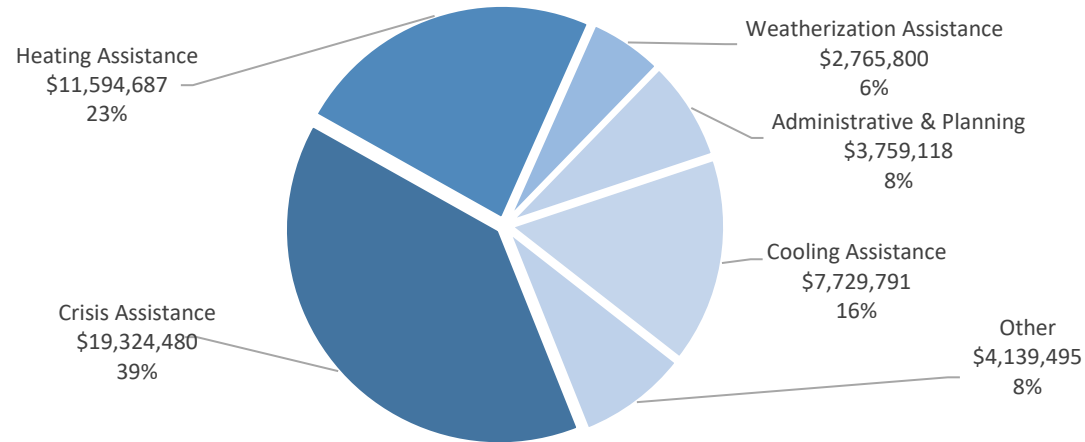
State Income-Eligible Population

**454,826**

Annual Funds, 2015-2019  
(\$ millions)



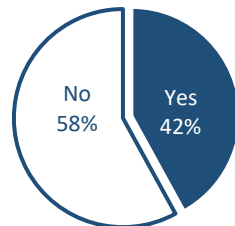
### Uses of Funds



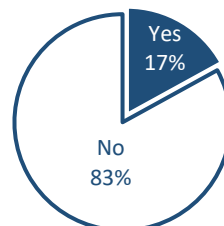
The Other category consists of:  
Carryover to FY 2020 (\$3,968,267)  
IT Expenditure (\$171,228)

### Vulnerable Recipient Households

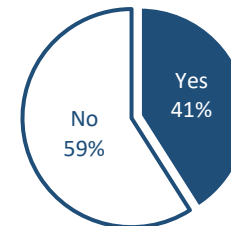
Households with Elderly Member



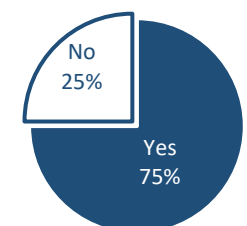
Households with Young Child



Households with Disabled Member



Households with Any Vulnerable Member



### Types of Assistance

**Heating Assistance** served 16,370 households with a reported average benefit of \$708.

**Cooling Assistance** served 14,408 households with a reported average benefit of \$536.

**Year-Round Crisis Assistance** served 23,448 households with a reported average benefit of \$808.

**Weatherization Assistance** served 423 households with a calculated average benefit of \$6,539.

Data are current as of July 22, 2020

For more information, see <https://liheappm.acf.hhs.gov/>.