

Pennsylvania

LIHEAP FY2019 State Profile

Total Funding Available
\$219,128,990

Total Households Served
329,243

Income Eligibility Requirements
\$37,650
 for a 4-person household

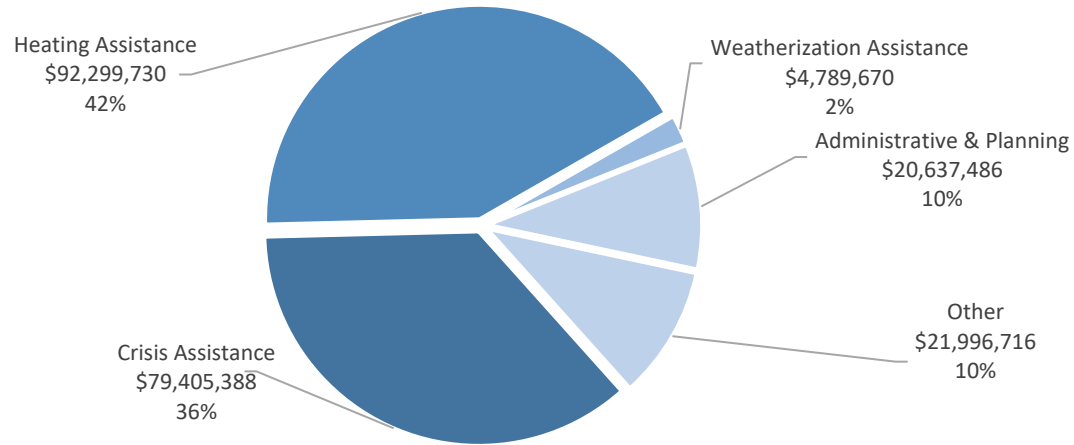
% of State Income-Eligible Population Served
34%

State Income-Eligible Population
973,876

Annual Funds, 2015-2019 (\$ millions)

Year	Funding (\$ millions)
'15	\$223
'16	\$223
'17	\$222
'18	\$232
'19	\$219

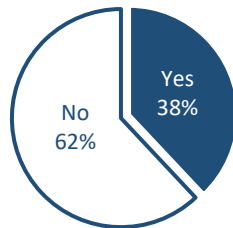
Uses of Funds



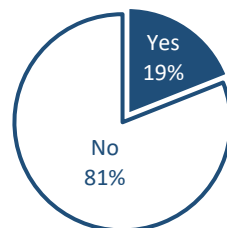
The Other category consists of:
 Carryover to FY 2020 (\$15,382,736)
 Nominal Payments (\$6,613,980)

Vulnerable Recipient Households

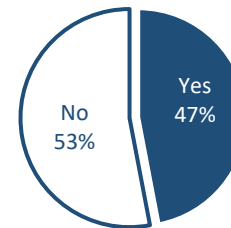
Households with Elderly Member



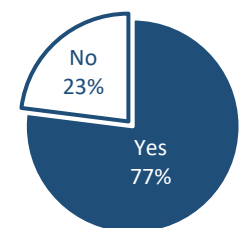
Households with Young Child



Households with Disabled Member



Households with Any Vulnerable Member



Types of Assistance

Heating Assistance served 328,706 households with a reported average benefit of \$276.

Winter Crisis Assistance served 104,915 households with a reported average benefit of \$389

Weatherization Assistance served 785 households with a calculated average benefit of \$6,101.

Data are current as of July 22, 2020
 For more information, see <https://liheappm.acf.hhs.gov/>.