

Oregon

LIHEAP FY2019 State Profile

Total Funding Available
\$36,197,481

Funding Available to Tribes*
\$649,014

Total Households Served
57,392

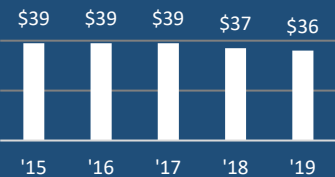
Income Eligibility Requirements
\$47,210

for a 4-person household

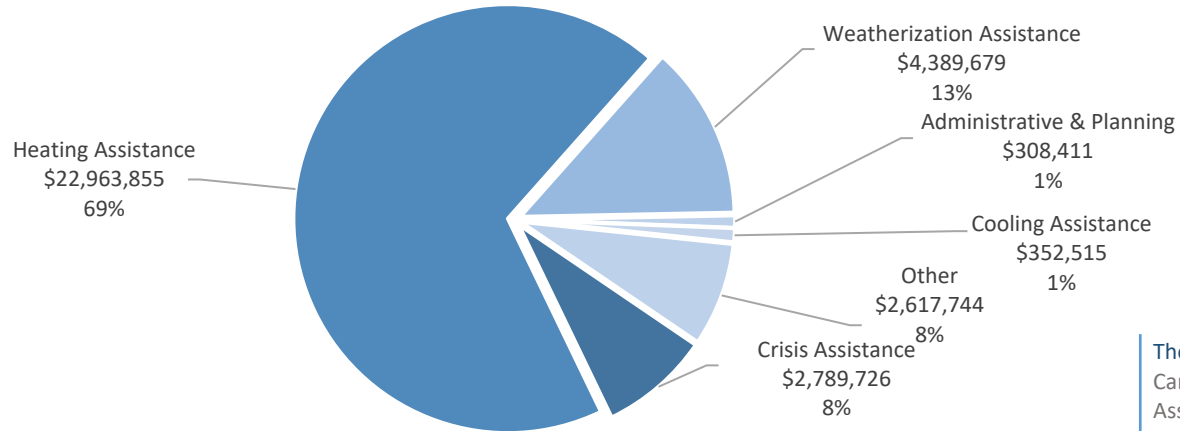
% of State Income-Eligible Population Served
14%

State Income-Eligible Population
402,817

Annual Funds, 2015-2019
 (\$ millions)



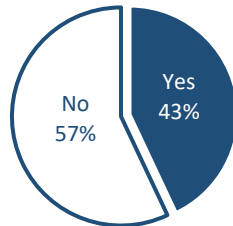
Uses of Funds



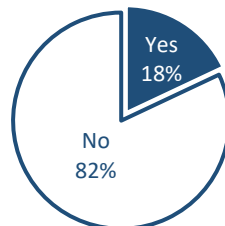
The Other category consists of:
 Carryover to FY 2020 (\$259,333)
 Assurance 16 Activities (\$1,508,411)
 Nominal Payments (\$850,000)

Vulnerable Recipient Households

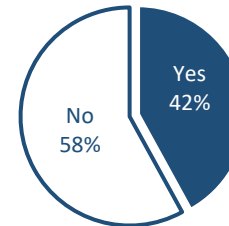
Households with Elderly Member



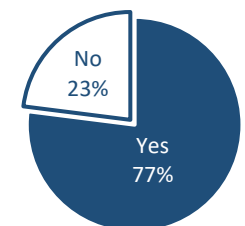
Households with Young Child



Households with Disabled Member



Households with Any Vulnerable Member



Types of Assistance

Heating Assistance served 56,415 households with a reported average benefit of \$345.

Cooling Assistance served 896 households with a reported average benefit of \$360.

Year Round Crisis Assistance served 4,609 households with a reported average benefit of \$390.

Weatherization Assistance served 912 households with a calculated average benefit of \$4,813.

* Funding Available to Tribes is FY2019 direct funding by ACF and is not included in Total Funding Available or Total Households Served.

Data are current as of July 22, 2020

For more information, see <https://liheappm.acf.hhs.gov/>.