

# Oklahoma

## LIHEAP FY2019 State Profile

Total Funding Available  
**\$38,178,836**

Funding Available to Tribes\*  
**\$5,240,179**

Total Households Served  
**106,088**

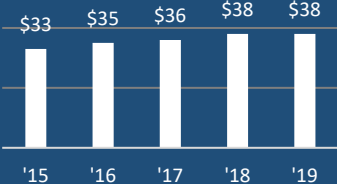
Income Eligibility Requirements  
**\$32,640**

for a 4-person household

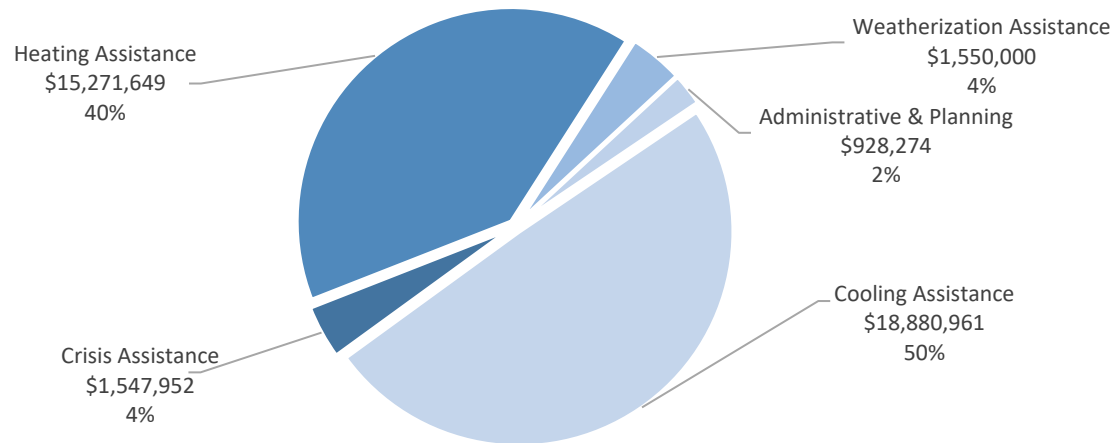
% of State Income-Eligible Population Served  
**36%**

State Income-Eligible Population  
**293,443**

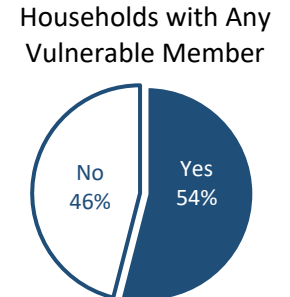
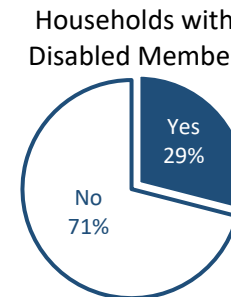
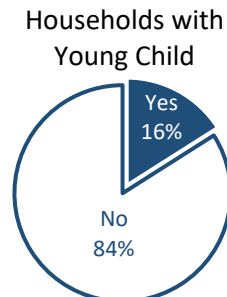
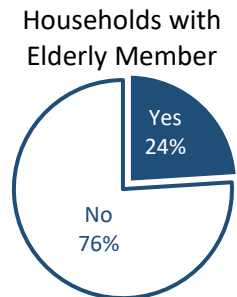
Annual Funds, 2015-2019  
 (\$ millions)



### Uses of Funds



### Vulnerable Recipient Households



### Types of Assistance

**Heating Assistance** served 65,737 households with a reported average benefit of \$305.

**Cooling Assistance** served 63,933 households with a reported average benefit of \$315.

**Year-Round Crisis Assistance** served 6,103 households with a reported average benefit of \$395.

**Weatherization Assistance** served 242 households with a calculated average benefit of \$6,405.

\* Funding Available to Tribes is FY2019 direct funding by ACF and is not included in Total Funding Available or Total Households Served.