

Ohio

LIHEAP FY2019 State Profile

Total Funding Available
\$166,245,244

Total Households Served
268,198

Income Eligibility Requirements
\$43,925
 for a 4-person household

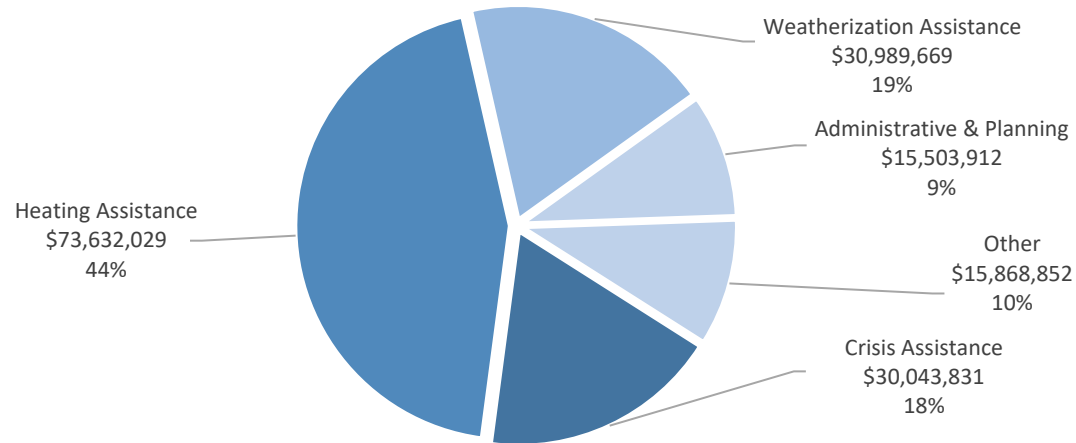
% of State Income-Eligible Population Served
19%

State Income-Eligible Population
1,385,358

Annual Funds, 2015-2019 (\$ millions)

Year	Funding (\$ millions)
'15	\$158
'16	\$158
'17	\$150
'18	\$160
'19	\$166

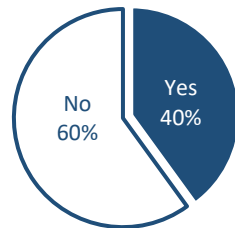
Uses of Funds



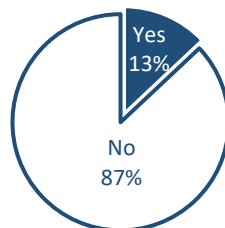
The Other category consists of:
 Carryover to FY 2020 (\$15,503,912)
 Assurance 16 Activities (\$364,940)

Vulnerable Recipient Households

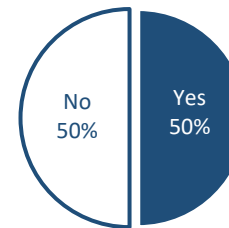
Households with Elderly Member



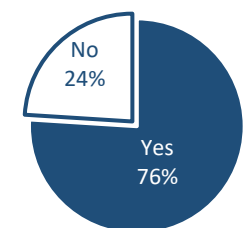
Households with Young Child



Households with Disabled Member



Households with Any Vulnerable Member



Types of Assistance

- Heating Assistance** served 258,665 households with a reported average benefit of \$285.
- Winter Crisis Assistance** served 85,386 households with a reported average benefit of \$303
- Summer Crisis Assistance** served 20,502 households with a reported average benefit of \$205.
- Weatherization Assistance** served 3,607 households with a calculated average benefit of \$8,592.

Data are current as of July 22, 2020
 For more information, see <https://liheappm.acf.hhs.gov/>.