

# Nevada

## LIHEAP FY2019 State Profile

Total Funding Available  
**\$13,957,080**

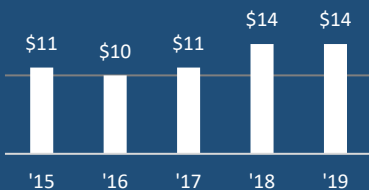
Total Households Served  
**24,501**

Income Eligibility Requirements  
**\$37,650**  
 for a 4-person household

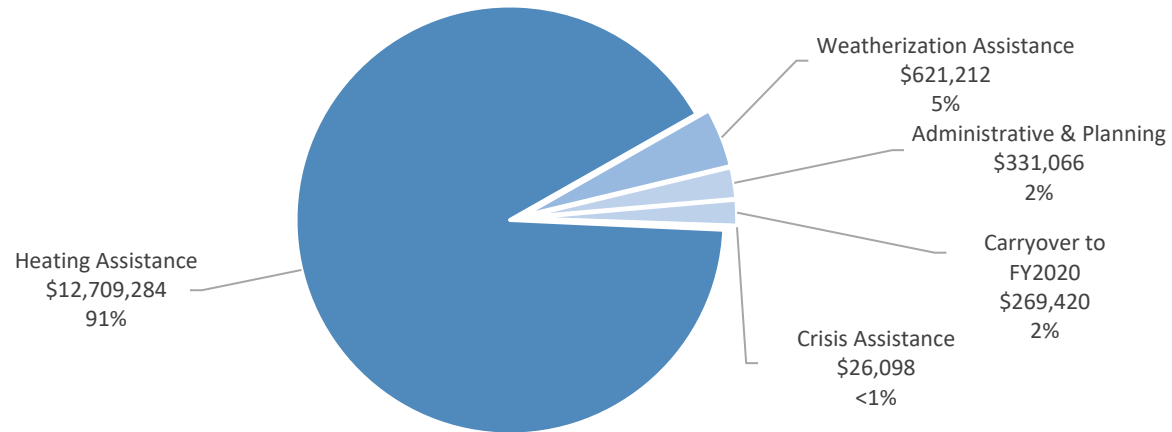
% of State Income-Eligible Population Served  
**11%**

State Income-Eligible Population  
**215,998**

Annual Funds, 2015-2019  
 (\$ millions)

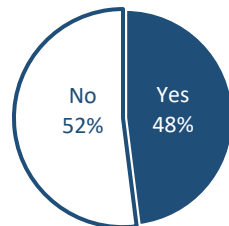


### Uses of Funds

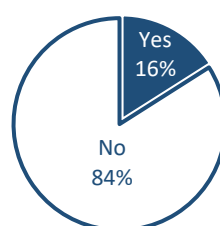


### Vulnerable Recipient Households

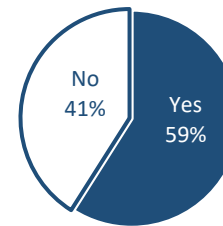
Households with Elderly Member



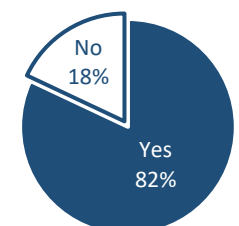
Households with Young Child



Households with Disabled Member



Households with Any Vulnerable Member



### Types of Assistance

**Heating Assistance** served 24,440 households with a reported average benefit of \$520.

**Year-Round Crisis Assistance** served 69 households with a reported average benefit of \$334.

**Weatherization Assistance** served 98 households with a calculated average benefit of \$6,339.

Data are current as of July 22, 2020  
 For more information, see <https://liheappm.acf.hhs.gov/>.