

New Mexico

LIHEAP FY2019 State Profile

Total Funding Available
\$21,328,133

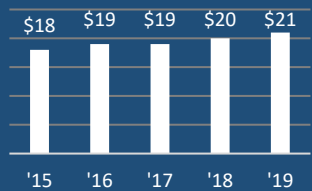
Total Households Served
67,914

Income Eligibility Requirements
\$37,650
 for a 4-person household

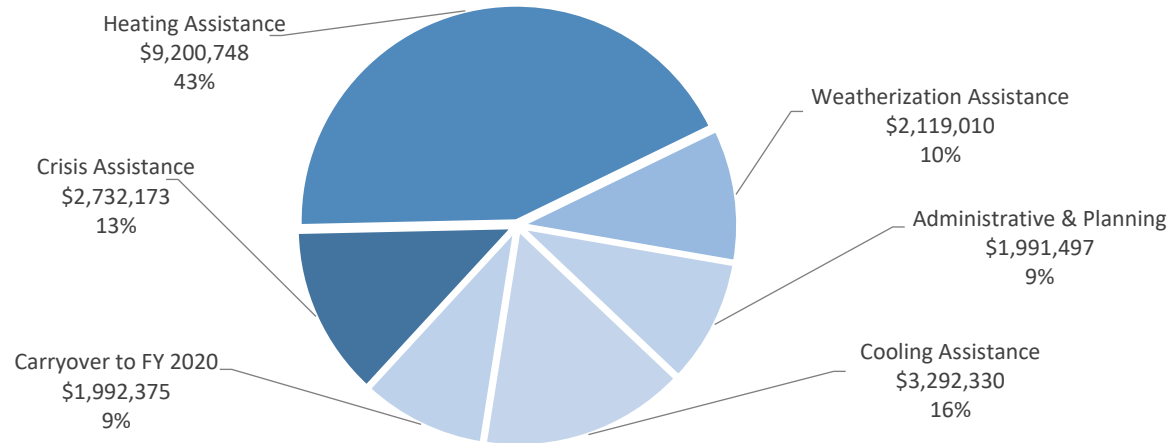
% of State Income-Eligible Population Served
31%

State Income-Eligible Population
218,100

Annual Funds, 2015-2019
 (\$ millions)

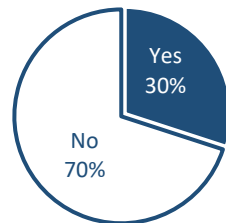


Uses of Funds

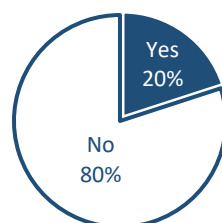


Vulnerable Recipient Households

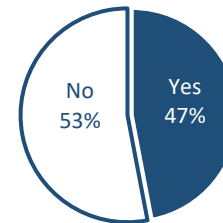
Households with Elderly Member



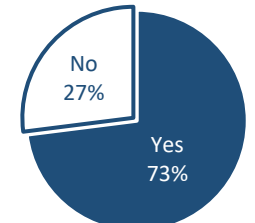
Households with Young Child



Households with Disabled Member



Households with Any Vulnerable Member



Types of Assistance

Heating Assistance served 37,078 households with a reported average benefit of \$306.

Cooling Assistance served 14,991 households with a reported average benefit of \$287.

Year Round Crisis Assistance served 15,603 households with a reported average benefit of \$296.

Weatherization Assistance served 367 households with a calculated average benefit of \$5,774.

Data are current as of July 22, 2020

For more information, see <https://liheappm.acf.hhs.gov/>.