

# Minnesota

## LIHEAP FY2019 State Profile

**Total Funding Available**  
**\$119,668,185**

**Total Households Served**  
**125,840**

**Income Eligibility Requirements**  
**\$49,968**  
 for a 4-person household

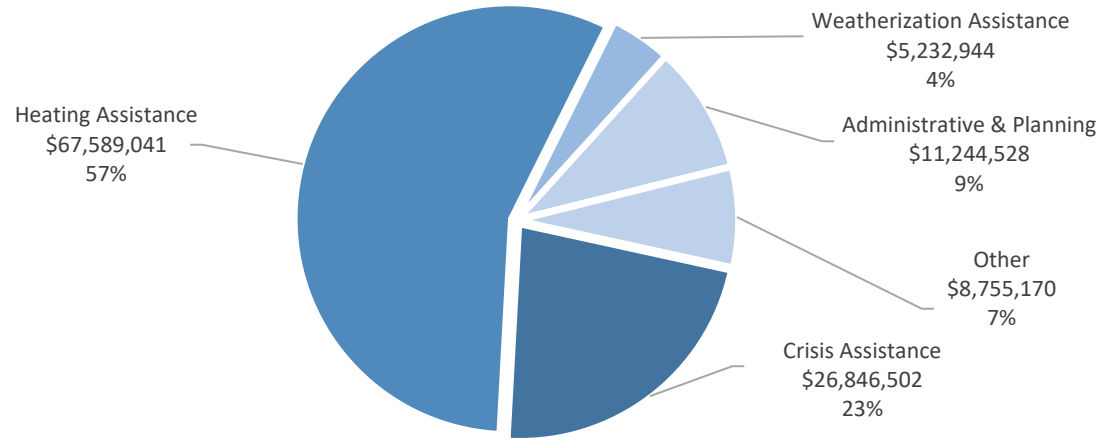
**% of State Income-Eligible Population Served**  
**26%**

**State Income-Eligible Population**  
**483,547**

**Annual Funds, 2015-2019 (\$ millions)**

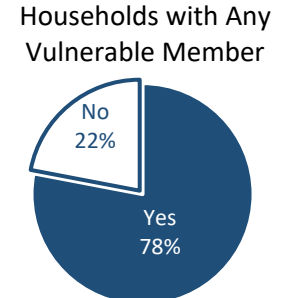
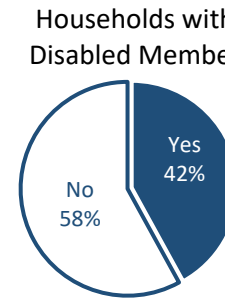
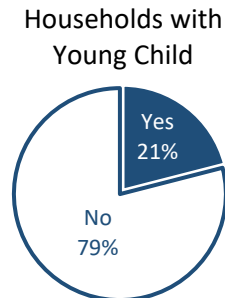
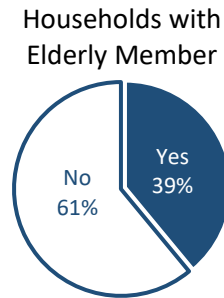
Year	Funding (\$ millions)
'15	\$125
'16	\$124
'17	\$122
'18	\$128
'19	\$120

### Uses of Funds



The Other category consists of:  
 Carryover to FY 2020 (\$3,647,286)  
 Assurance 16 Activities (\$3,133,109)  
 IT Expenditures (\$1,974,775)

### Vulnerable Recipient Households



### Types of Assistance

**Heating Assistance** served 125,754 households with a reported average benefit of \$541.  
**Winter Crisis Assistance** served 42,991 households with a reported average benefit of \$449.  
**Weatherization Assistance** served 1,264 households with a calculated average benefit of \$4,140.