

Maryland

LIHEAP FY2019 State Profile

Total Funding Available
\$81,261,774

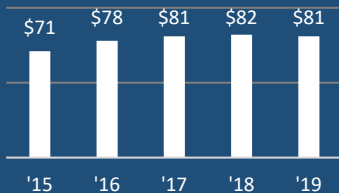
Total Households Served
96,322

Income Eligibility Requirements
\$43,925
 for a 4-person household

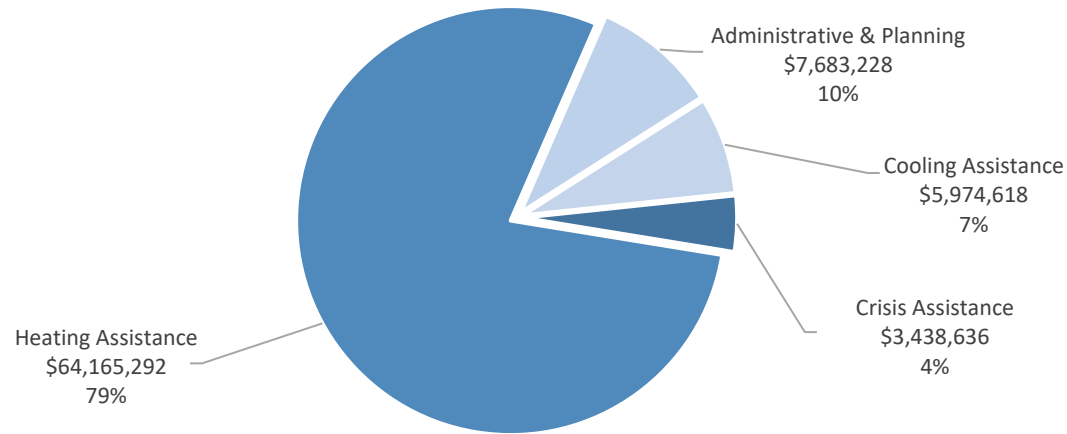
% of State Income-Eligible Population Served
26%

State Income-Eligible Population
366,097

Annual Funds, 2015-2019
 (\$ millions)

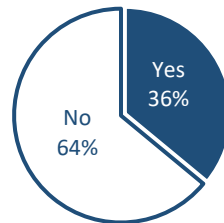


Uses of Funds

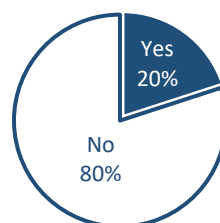


Vulnerable Recipient Households

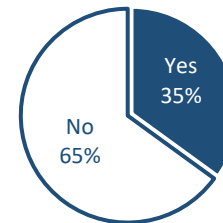
Households with Elderly Member



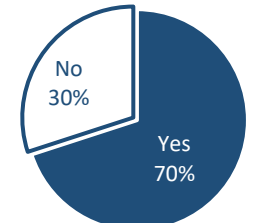
Households with Young Child



Households with Disabled Member



Households with Any Vulnerable Member



Types of Assistance

Heating Assistance served 96,322 households with a reported average benefit of \$666.

Cooling Assistance served 9,991 households with a reported average benefit of \$598.

Year-Round Crisis Assistance served 5,706 households with a reported average benefit of \$248.