

Louisiana

LIHEAP FY2019 State Profile

Total Funding Available
\$50,914,267

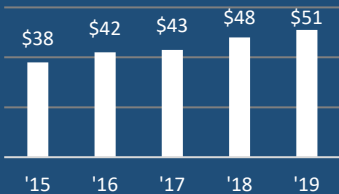
Total Households Served
72,035

Income Eligibility Requirements
\$44,944
 for a 4-person household

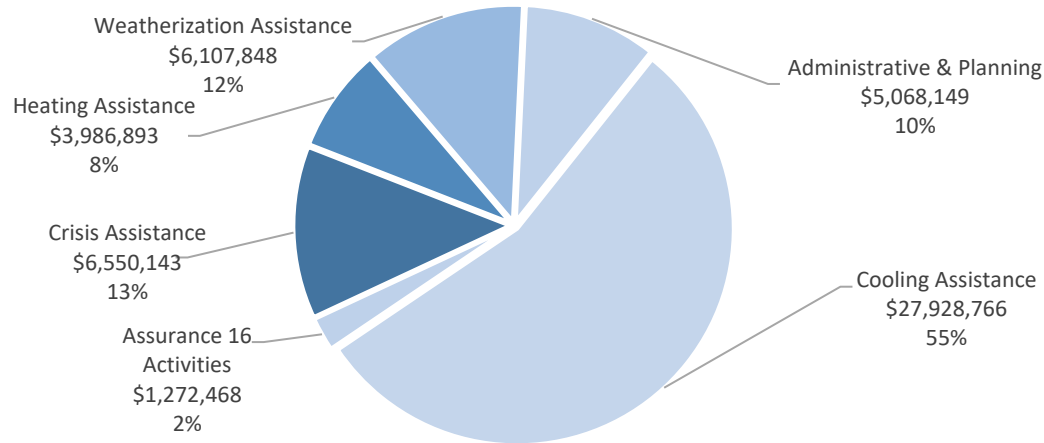
% of State Income-Eligible Population Served
12%

State Income-Eligible Population
596,341

Annual Funds, 2015-2019
 (\$ millions)

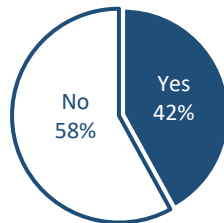


Uses of Funds

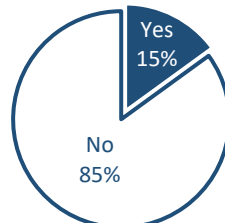


Vulnerable Recipient Households

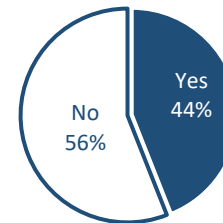
Households with Elderly Member



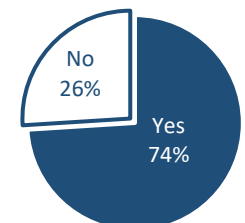
Households with Young Child



Households with Disabled Member



Households with Any Vulnerable Member



Types of Assistance

Heating Assistance served 30,965 households with a reported average benefit of \$387.

Cooling Assistance served 41,889 households with a reported average benefit of \$372.

Year Round Crisis Assistance served 18,928 households with a reported average benefit of \$250.

Weatherization Assistance served 540 households with a calculated average benefit of \$11,311.

Data are current as of July 22, 2020

For more information, see <https://liheappm.acf.hhs.gov/>.