

Kentucky

LIHEAP FY2019 State Profile

Total Funding Available
\$54,749,639

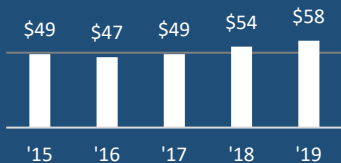
Total Households Served
111,151

Income Eligibility Requirements
\$32,630
 for a 4-person household

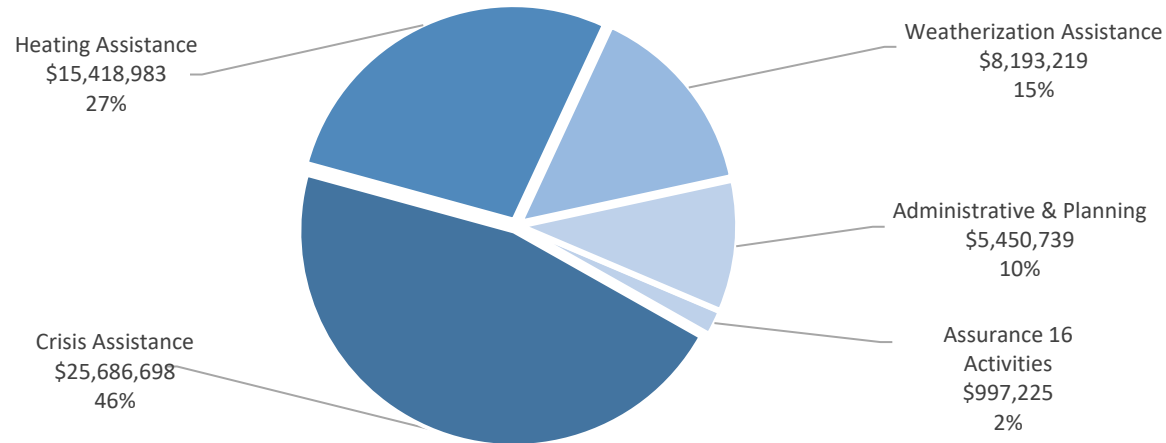
% of State Income-Eligible Population Served
29%

State Income-Eligible Population
387,096

Annual Funds, 2015-2019
 (\$ millions)

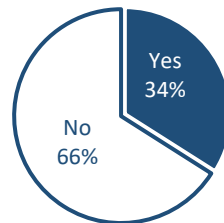


Uses of Funds

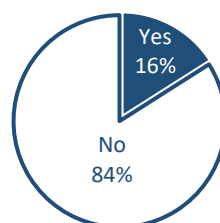


Vulnerable Recipient Households

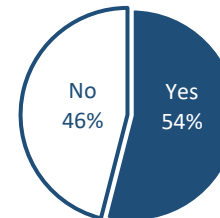
Households with Elderly Member



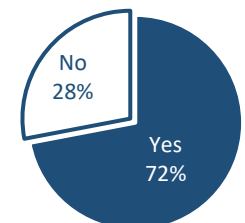
Households with Young Child



Households with Disabled Member



Households with Any Vulnerable Member



Types of Assistance

Heating Assistance served 78,286 households with a reported average benefit of \$150.

Winter Crisis Assistance served 78,340 households with a reported average benefit of \$400

Weatherization Assistance served 496 households with a reported average benefit of \$7,286

Data are current as of July 22, 2020
 For more information, see <https://liheappm.acf.hhs.gov/>.