

# Kansas

## LIHEAP FY2019 State Profile

**Total Funding Available**  
**\$37,558,133**

**Funding Available to Tribes\***  
**\$44,569**

**Total Households Served**  
**33,382**

**Income Eligibility Requirements**  
**\$32,630**  
 for a 4-person household

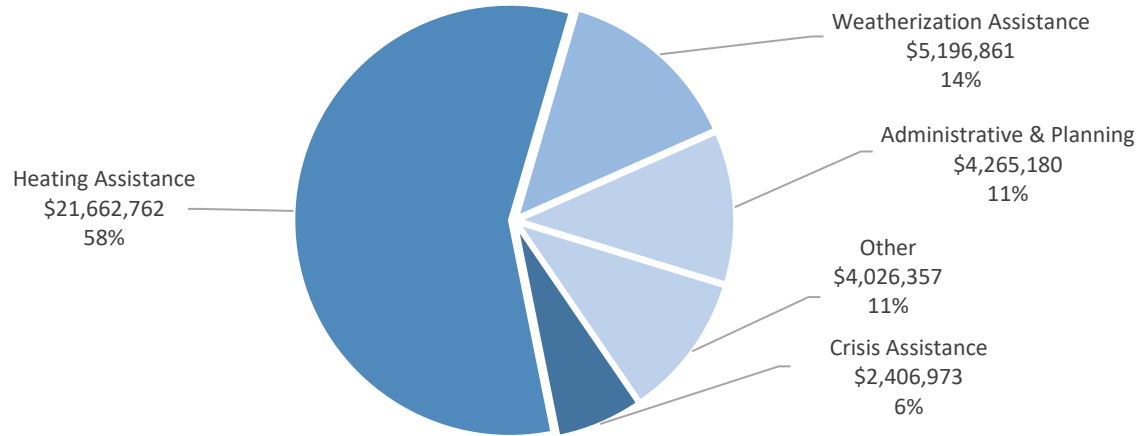
**% of State Income-Eligible Population Served**  
**19%**

**State Income-Eligible Population**  
**177,110**

**Annual Funds, 2015-2019 (\$ millions)**

Year	Amount (\$ millions)
'15	\$32
'16	\$33
'17	\$37
'18	\$39
'19	\$38

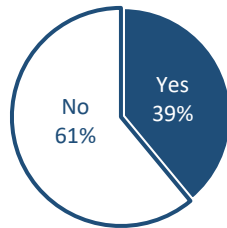
### Uses of Funds



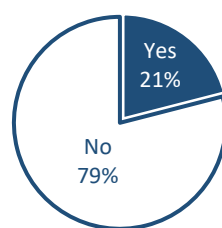
The Other category consists of:  
 Carryover to FY 2020 (\$1,247,818)  
 IT Expenditures (\$2,778,539)

### Vulnerable Recipient Households

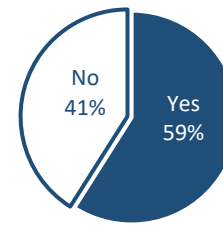
Households with Elderly Member



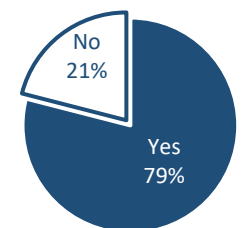
Households with Young Child



Households with Disabled Member



Households with Any Vulnerable Member



### Types of Assistance

**Heating Assistance** served 32,576 households with a reported average benefit of \$599.

**Winter Crisis Assistance** served 3,619 households with a reported average benefit of \$599.

**Weatherization Assistance** served 806 households with a calculated average benefit of \$6,448.

\* Funding Available to Tribes is FY2019 direct funding by ACF and is not included in Total Funding Available or Total Households Served.