

# Illinois

## LIHEAP FY2019 State Profile

**Total Funding Available**  
**\$182,286,994**

**Total Households Served**  
**236,371**

**Income Eligibility Requirements**  
**\$37,650**  
 for a 4-person household

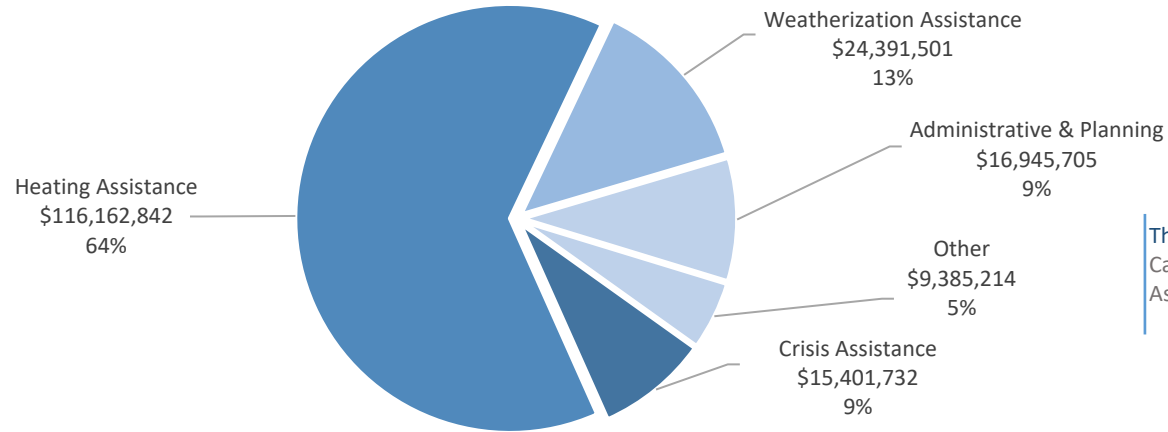
**% of State Income-Eligible Population Served**  
**25%**

**State Income-Eligible Population**  
**932,467**

**Annual Funds, 2015-2019 (\$ millions)**

'15	'16	'17	'18	'19
\$182	\$172	\$178	\$184	\$182

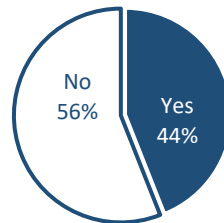
### Uses of Funds



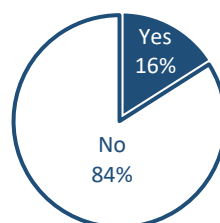
The Other category consists of:  
 Carryover to FY 2020 (\$9,297,618)  
 Assurance 16 Activities (\$87,596)

### Vulnerable Recipient Households

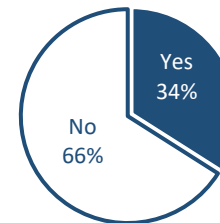
Households with Elderly Member



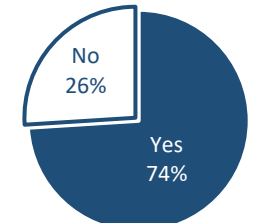
Households with Young Child



Households with Disabled Member



Households with Any Vulnerable Member



### Types of Assistance

**Heating Assistance** served 230,336 households with a reported average benefit of \$531.

**Winter Crisis Assistance** served 30,518 households with a reported average benefit of \$451

**Weatherization Assistance** served 2,404 households with a calculated average benefit of \$10,146.

Data are current as of July 22, 2020  
 For more information, see <https://liheappm.acf.hhs.gov/>.