

# Hawaii

## LIHEAP FY2019 State Profile

Total Funding Available

**\$5,170,426**

Total Households Served

**8,648**

Income Eligibility Requirements

**\$43,305**

for a 4-person household

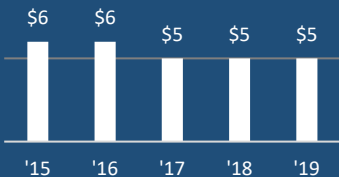
% of State Income-Eligible Population Served

**11%**

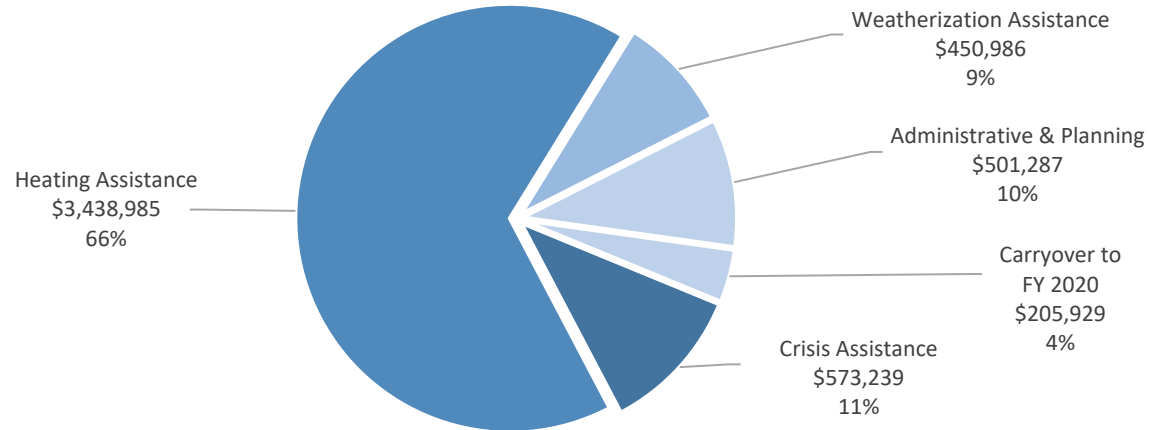
State Income-Eligible Population

**81,819**

Annual Funds, 2015-2019 (\$ millions)

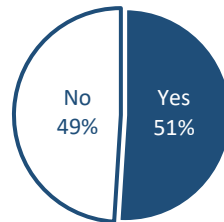


### Uses of Funds

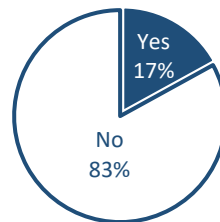


### Vulnerable Recipient Households

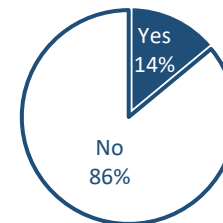
Households with Elderly Member



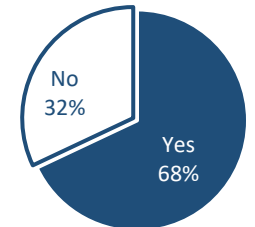
Households with Young Child



Households with Disabled Member



Households with Any Vulnerable Member



### Types of Assistance

**Heating Assistance** served 7,500 households with a reported average benefit of \$705.

**Year-Round Crisis Assistance** served 1,127 households with a reported average benefit of \$509.

**Weatherization Assistance** served 83 households with a calculated average benefit of \$5,434.

Data are current as of July 22, 2020

For more information, see <https://liheappm.acf.hhs.gov/>.