

# Georgia

## LIHEAP FY2019 State Profile

Total Funding Available  
**\$80,017,085**

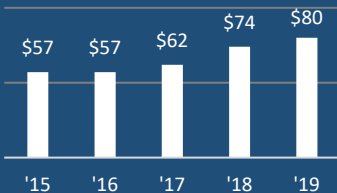
Total Households Served  
**161,012**

Income Eligibility Requirements  
**\$43,921**  
 for a 4-person household

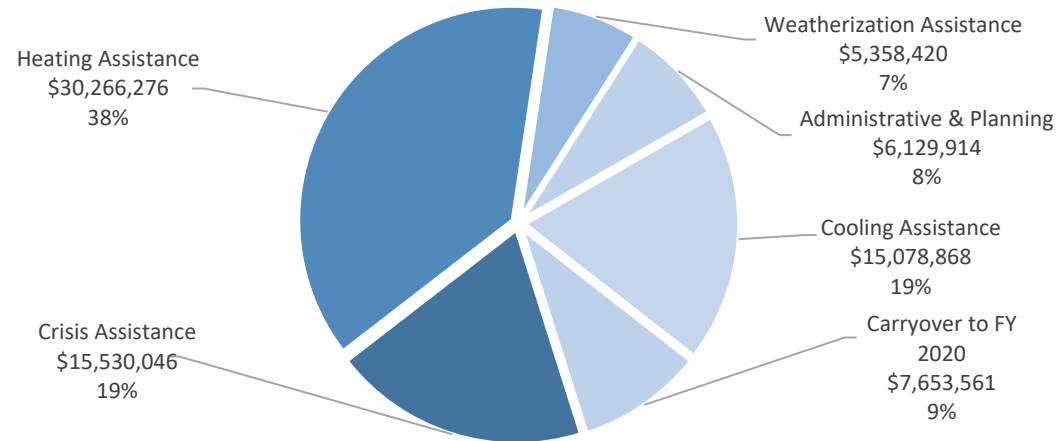
% of State Income-Eligible Population Served  
**16%**

State Income-Eligible Population  
**1,014,818**

Annual Funds, 2015-2019  
 (\$ millions)

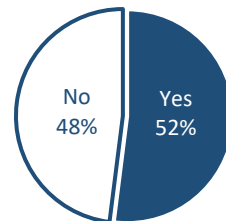


### Uses of Funds

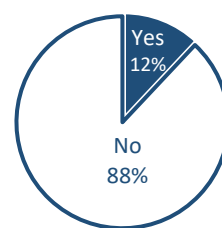


### Vulnerable Recipient Households

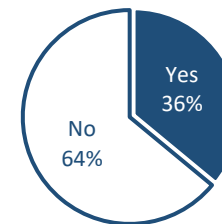
Households with Elderly Member



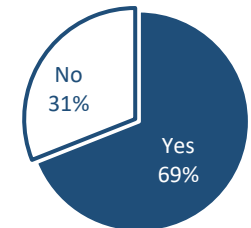
Households with Young Child



Households with Disabled Member



Households with Any Vulnerable Member\*



### Types of Assistance

**Heating Assistance** served 118,263 households with a reported average benefit of \$347.

**Cooling Assistance** served 37,945 households with a reported average benefit of \$398.

**Winter Crisis Assistance** served 33,125 households with a reported average benefit of \$346

**Weatherization Assistance** served 676 households with a calculated average benefit of \$7,927.

\*The Percent of Households with Any Vulnerable Member.

Data are current as of July 22, 2020  
 For more information, see <https://liheappm.acf.hhs.gov/>.