

Delaware

LIHEAP FY2019 State Profile

Total Funding Available
\$14,308,941

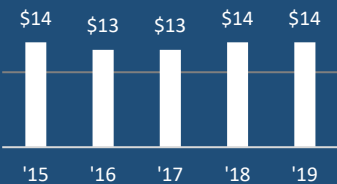
Total Households Served
10,904

Income Eligibility Requirements
\$50,325
 for a 4-person household

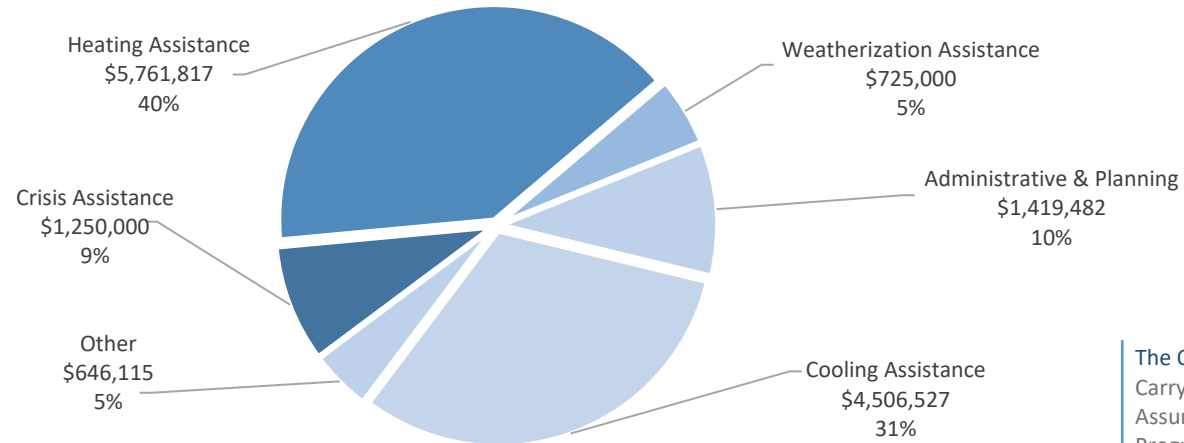
% of State Income-Eligible Population Served
12%

State Income-Eligible Population
88,426

Annual Funds, 2015-2019
 (\$ millions)



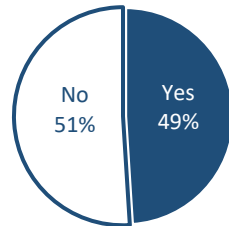
Uses of Funds



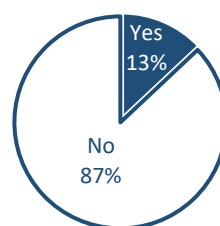
The Other category consists of:
 Carryover to FY 2020 (\$524,989)
 Assurance 16 Activities (\$119,626)
 Program Outreach Funds (\$1,500)

Vulnerable Recipient Households

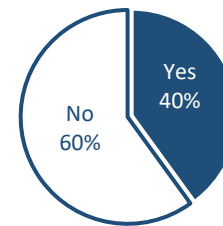
Households with Elderly Member



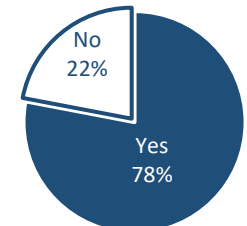
Households with Young Child



Households with Disabled Member



Households with Any Vulnerable Member



Types of Assistance

Heating Assistance served 10,670 households with a reported average benefit of \$441.

Cooling Assistance served 10,162 households with a reported average benefit of \$250.

Year-Round Crisis Assistance served 422 households with a reported average benefit of \$458.

Weatherization Assistance served 120 households with a calculated average benefit of \$6,042.

Data are current as of July 22, 2020
 For more information, see <https://liheappm.acf.hhs.gov/>.