

District of Columbia

LIHEAP FY2019 State Profile

Total Funding Available
\$12,275,490

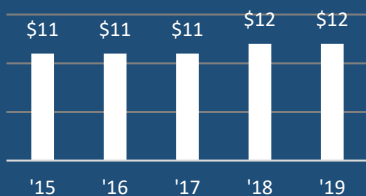
Total Households Served
10,435

Income Eligibility Requirements
\$59,457
 for a 4-person household

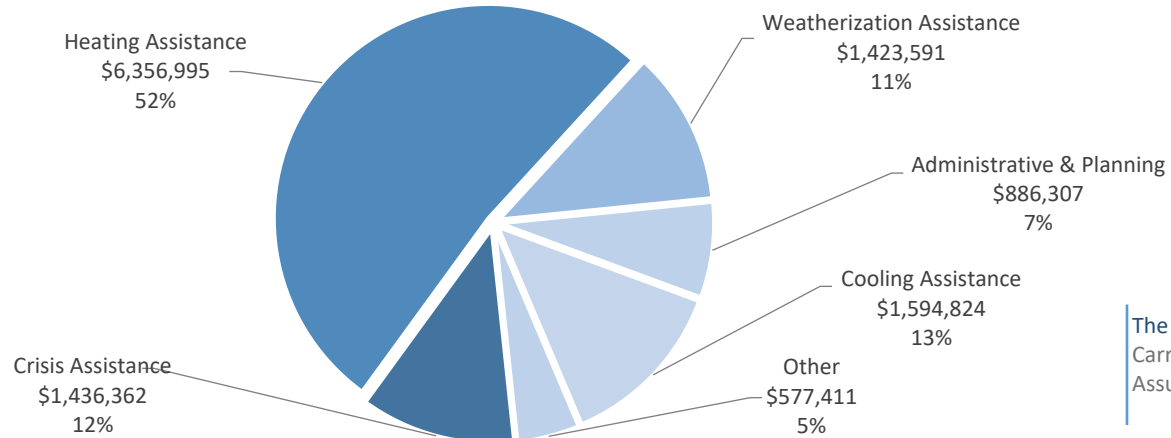
% of State Income-Eligible Population Served
13%

State Income-Eligible Population
78,309

Annual Funds, 2015-2019
 (\$ millions)



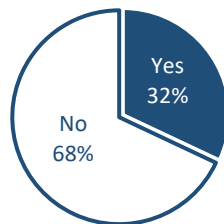
Uses of Funds



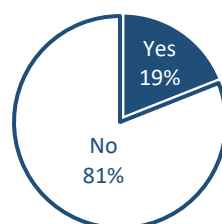
The Other category consists of:
 Carryover to FY 2020 (\$550,532)
 Assurance 16 Activities (\$26,879)

Vulnerable Recipient Households

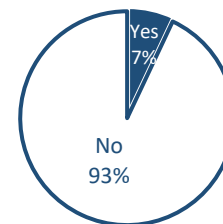
Households with Elderly Member



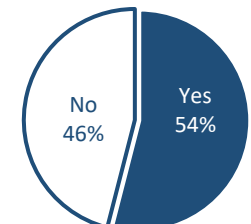
Households with Young Child



Households with Disabled Member



Households with Any Vulnerable Member



Types of Assistance

Heating Assistance served 8,237 households with a reported average benefit of \$885.

Cooling Assistance served 1,950 households with a reported average benefit of \$731.

Year Round Crisis Assistance served 1,871 households with a reported average benefit of \$502.

Weatherization Assistance served 132 households with a calculated average benefit of \$10,785.

Data are current as of July 22, 2020

For more information, see <https://liheappm.acf.hhs.gov/>.