

# Connecticut

## LIHEAP FY2019 State Profile

Total Funding Available  
**\$81,792,823**

Total Households Served  
**81,456**

Income Eligibility Requirements  
**\$67,530**

for a 4-person household

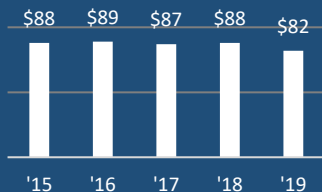
% of State Income-Eligible Population Served

**19%**

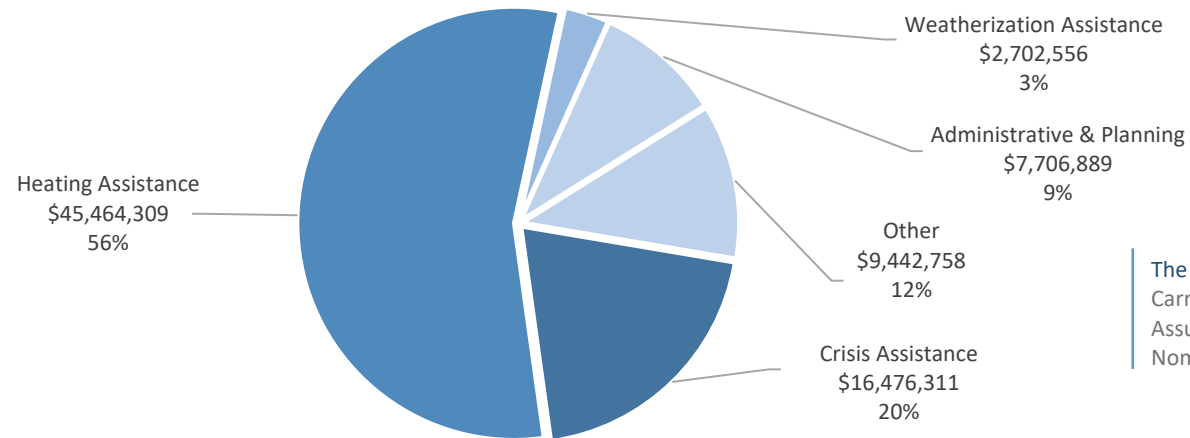
State Income-Eligible Population

**424,233**

Annual Funds, 2015-2019  
 (\$ millions)



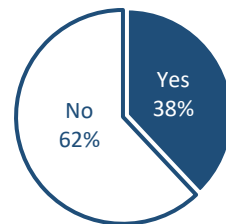
### Uses of Funds



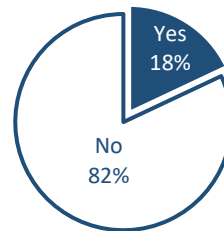
The Other category consists of:  
 Carryover to FY 2020 (\$6,620,079)  
 Assurance 16 Activities (\$988,151)  
 Nominal Payments (\$1,834,528)

### Vulnerable Recipient Households

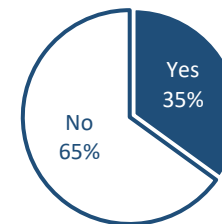
Households with Elderly Member



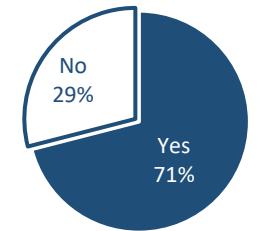
Households with Young Child



Households with Disabled Member



Households with Any Vulnerable Member



### Types of Assistance

**Heating Assistance** served 81,456 households with a reported average benefit of \$558.

**Winter Crisis Assistance** served 23,342 households with a reported average benefit of \$528

**Weatherization Assistance** served 412 households with a calculated average benefit of \$6,560.

Data are current as of July 22, 2020  
 For more information, see <https://liheappm.acf.hhs.gov/>.