

Arizona

LIHEAP FY2019 State Profile

Total Funding Available
\$28,743,659

Funding Available to Tribes*
\$1,345,728

Total Households Served
24,589

Income Eligibility Requirements
\$43,039

for a 4-person household

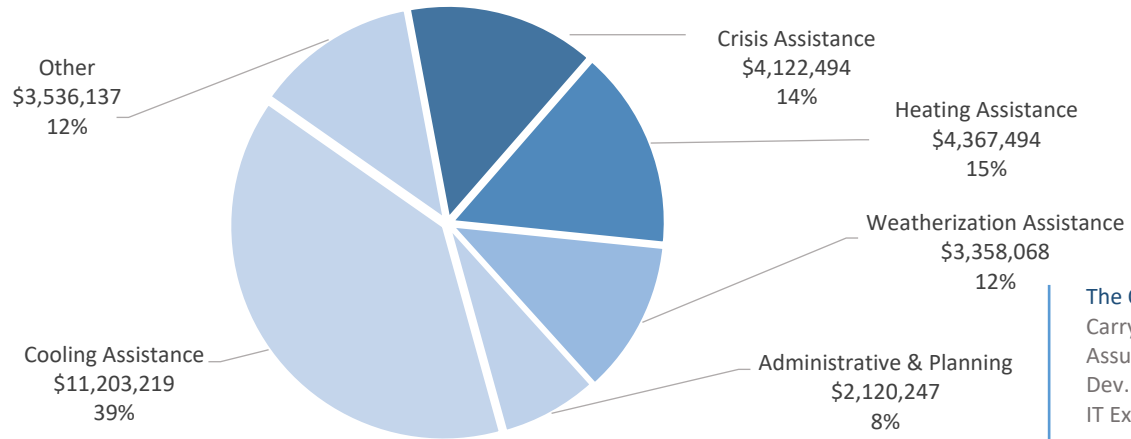
% of State Income-Eligible Population Served
5%

State Income-Eligible Population
636,778

Annual Funds, 2015-2019
 (\$ millions)



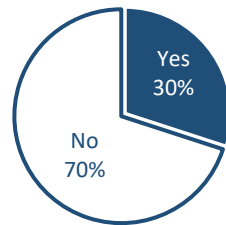
Uses of Funds



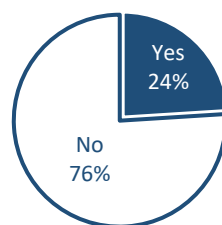
The Other category consists of:
 Carryover to FY 2020 (\$1,600,659)
 Assurance 16 Activities (\$1,084,167,
 Dev. Of Leveraging Resources (\$25,000)
 IT Expenses (\$826,311)

Vulnerable Recipient Households

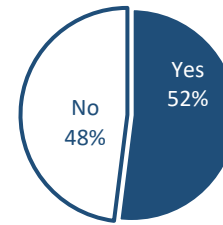
Households with Elderly Member



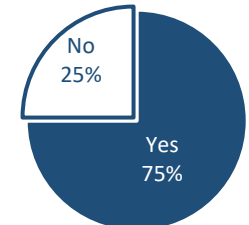
Households with Young Child



Households with Disabled Member



Households with Any Vulnerable Member



Types of Assistance

Heating Assistance served 8,602 households with a reported average benefit of \$459.

Cooling Assistance served 21,455 households with a reported average benefit of \$463.

Year Round Crisis Assistance served 8,146 households with a reported average benefit of \$427.

Weatherization Assistance served 474 households with a calculated average benefit of \$7,085.

* Funding Available to Tribes is FY2018 direct funding by ACF and is not included in Total Funding Available or Total Households Served.

Data are current as of July 22, 2020

For more information, see <https://liheappm.acf.hhs.gov/>.