

# Arkansas

## LIHEAP FY2019 State Profile

Total Funding Available  
**\$33,675,548**

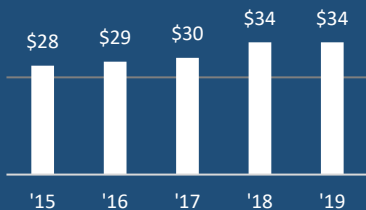
Total Households Served  
**70,837**

Income Eligibility Requirements  
**\$37,774**  
 for a 4-person household

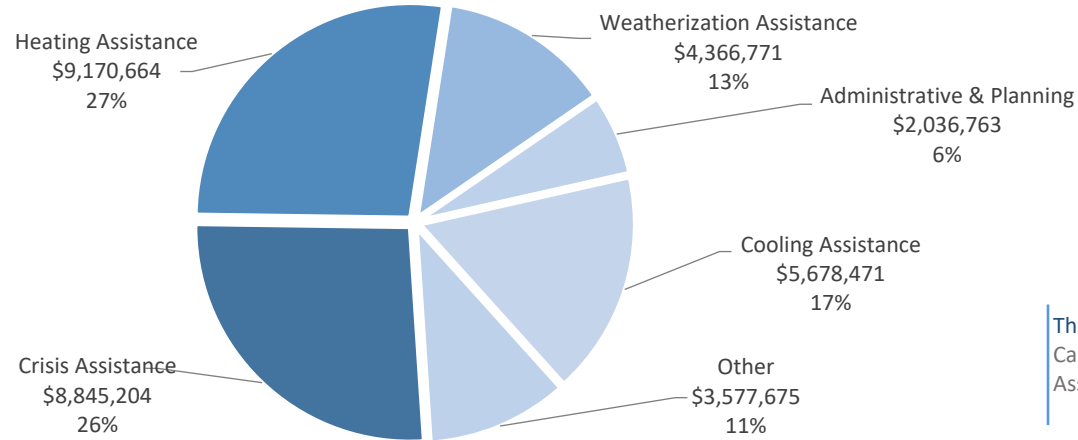
% of State Income-Eligible Population Served  
**22%**

State Income-Eligible Population  
**322,507**

Annual Funds, 2015-2019  
 (\$ millions)



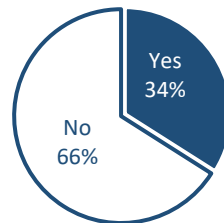
### Uses of Funds



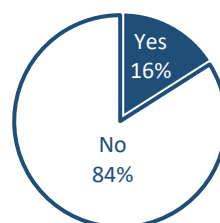
The Other category consists of:  
 Carryover to FY 2020 (\$2,900,451)  
 Assurance 16 Activities (\$677,224)

### Vulnerable Recipient Households

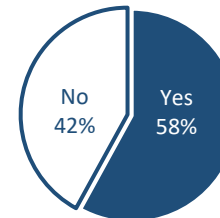
Households with Elderly Member



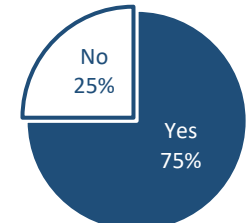
Households with Young Child



Households with Disabled Member



Households with Any Vulnerable Member



### Types of Assistance

**Heating Assistance** served 45,523 households with a reported average benefit of \$133.

**Cooling Assistance** served 45,353 households with a reported average benefit of \$125.

**Winter Crisis Assistance** served 16,982 households with a reported average benefit of \$229.

**Summer Crisis Assistance** served 16,272 households with a reported average benefit of \$186.

**Weatherization Assistance** served 367 households with a calculated average benefit of \$11,899.

Data are current as of July 22, 2020  
 For more information, see <https://liheappm.acf.hhs.gov/>.