

Alabama

LIHEAP FY2019 State Profile

Total Funding Available
\$57,083,450

Funding Available to Tribes*
\$322,808

Total Households Served
78,584

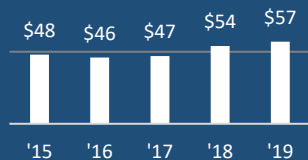
Income Eligibility Requirements
\$37,650

for a 4-person household

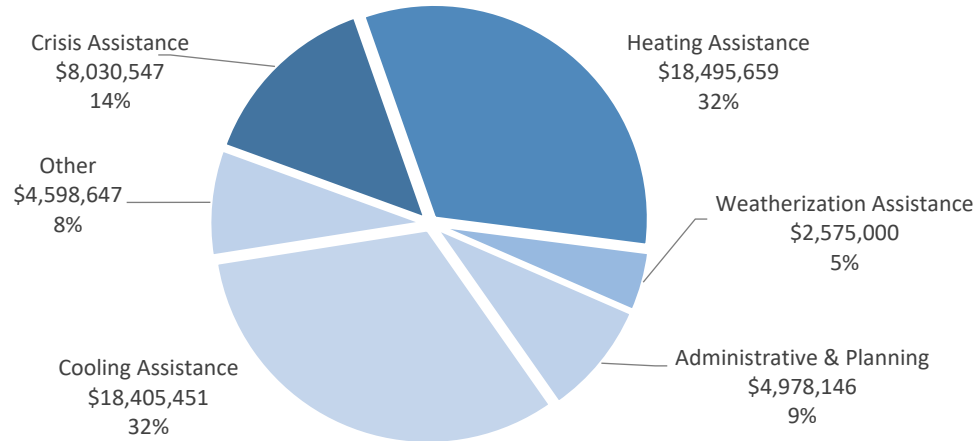
% of State Income-Eligible Population Served
16%

State Income-Eligible Population
498,171

Annual Funds, 2015-2019
 (\$ millions)



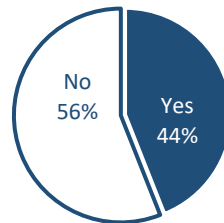
Uses of Funds



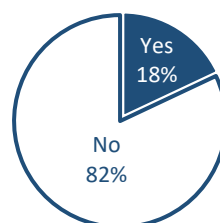
The Other category consists of:
 Carryover to FY 2020 (\$3,977,803)
 Assurance 16 Activities (\$620,844)

Vulnerable Recipient Households

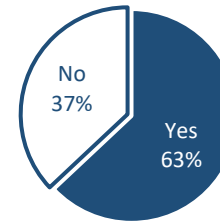
Households with Elderly Member



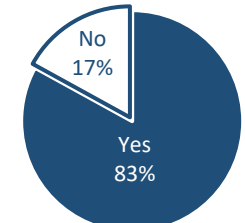
Households with Young Child



Households with Disabled Member



Households with Any Vulnerable Member



Types of Assistance

Heating Assistance served 54,308 households with a reported average benefit of \$340.

Cooling Assistance served 54,268 households with a reported average benefit of \$339.

Winter Crisis Assistance served 12,265 households with a reported average benefit of \$343.

Summer Crisis Assistance served 11,971 households with a reported average benefit of \$319.

Weatherization Assistance served 373 households with a calculated average benefit of \$6,903.

* Funding Available to Tribes is FY2019 direct funding by ACF and is not included in Total Funding Available or Total Households Served.

Data are current as of July 22, 2020

For more information, see <https://liheappm.acf.hhs.gov/>.