

Pennsylvania

LIHEAP FY2017 State Profile

Total Funding Available
\$222,067,301

Total Households Served
349,233

Income Eligibility Requirements
\$36,450
 for a 4-person household

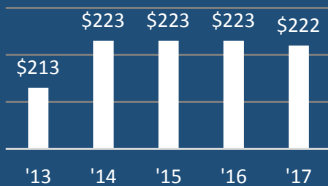
% of State Income-Eligible Population Served

34%

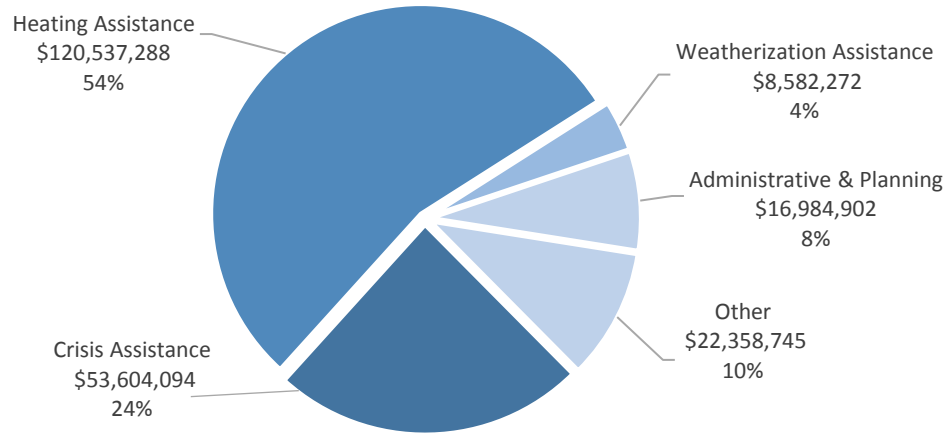
State Income-Eligible Population

1,020,677

Annual Funds, 2013-2017
 (\$ millions)



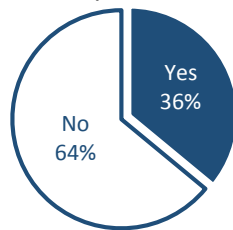
Uses of Funds



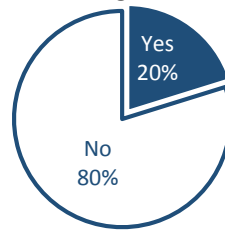
The Other category consists of:
 Carryover to FY 2018 (\$17,077,332)
 Nominal Payments (\$5,281,413)

Vulnerable Recipient Households

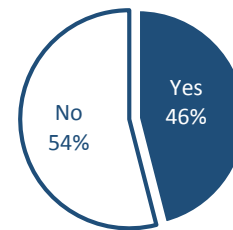
Households with Elderly Member



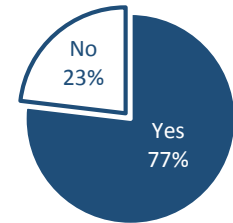
Households with Young Child



Households with Disabled Member



Households with Any Vulnerable Member



Types of Assistance

Heating Assistance served 348,680 households with a reported average benefit of \$334.

Winter Crisis Assistance served 87,681 households with a reported average benefit of \$385.

Weatherization Assistance served 1,261 households with a calculated average benefit of \$6,806.

Data are current as of August 10, 2018.

For more information, see <https://liheappm.acf.hhs.gov/>.